



Students' Society of McGill University
Association étudiante de l'Université McGill

Office of the Vice-President (Finance & Operations)
Bureau du Vice-président (finance et opérations)

SSMU Operating Budget

2010-2011

April 13, 2009



After years of mismanagement and financial constraints, the Students' Society of McGill University proudly boasts an unprecedented level of financial solvency, liquidity and stability. The year of 2009-2010 presented several challenges and obstacles which threatened to negatively impact the Society, thus in the elaboration of its budget several departments had to cope with significant cuts. Some of those were targeted at areas which are essential to student life on campus, but which are not of significant importance for the Society's operations and obligations; this meant clubs, services, and events.

Due to close management of the SSMU budget and its finance, and a stellar performance of all operations and events, the Society managed to remedy and revert the situation into what was one of the greatest years for student life on campus. Over \$300,000 were freed from a strict tight budget and re-allocated to those departments that benefit students directly; allowing the Club Fund to reach \$75,000, to have wicked concert to celebrate the year end and bring a well-renowned speaker, amongst other things.

This proposed budget for 2010-2011 has been elaborated with the goal of prioritizing student life, clubs and services. All of this, at the same time as ensuring the SSMU remains financially sustainable for the coming years.

Sincerely,



Index

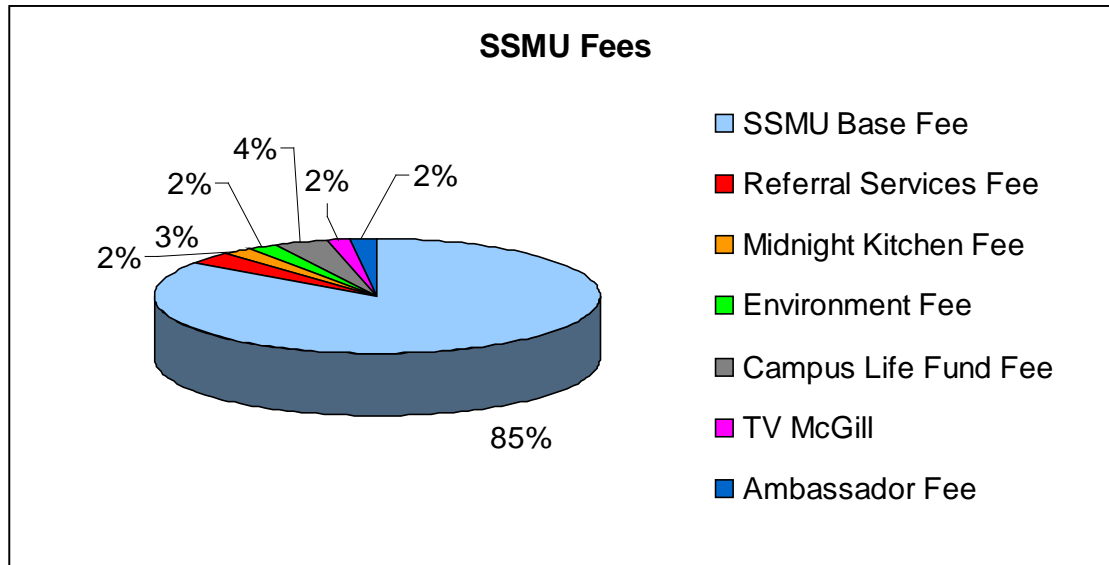
- I. Fees**
- II. General Administration**
- III. Security**
- IV. Operations**
 - 1. Gerts**
- V. Building**
- VI. Governance**
- VII. Events**
- VIII. Funds**
- IX. Media & Communications**
- X. Services**
- XI. Global Budget**



I. Fees

A substantial amount of the revenues that the SSMU receives come directly from student fees. Each year, students pay seven fees that go directly to the SSMU; the SSMU base fee, Referral Services Fee, Midnight Kitchen Fee, Environment Fee, the Campus Life Fund Fee, and the newly created Ambassadors Fee and TvMcGill Fee. There are other fees that students pay that do not go to the SSMU at all. The SSMU Daycare fee goes directly to the daycare, which is its own corporation. The SSMU Library & Bursaries Fee goes directly to DAR, for matching.

Enrolment at McGill University is expected to increase by 1.2%, according to the McGill Operating Budget. In the elaboration of the budget, we predict a drop of 5% in the enrolment level in the Winter of 2010, as is traditionally the case. The 5% drop is then distributed among the corresponding tiers of the SSMU fee to come up with an average fee of \$38.76 per student for the SSMU fee distribution per faculty and status: Full-time Regular (A) Faculty members, Part-time Regular (A) Faculty members, Full-time Professional (B) Faculty members, and Part-time Professional (B) Faculty members. Additionally, the opt-out rate for opt-out able fees is calculated at 13% for the entire year, projecting a 2% increase in opt-outs from this year's level; as reported in the previous meeting of Council.





In order to present a clearer picture, each of the SSMU fees is broken into its internal components, if any.

TYPE OF FEE	Presented to	February 2010	Approved by	Actuals
	Council		Council April	
	April 13, 2010	Revised Budget	02,09	
	2010-2011	2009-2010	2009-2010	2008-2009
SSMU Base Fee (\$ 38.76/ sem)	1,567,609.93	1,532,416.14	1,530,047.12	1,498,068.36
- SSMU operational (\$ 37.46/sem)	1,472,273.33	1,435,053.17	1,432,818.56	1,404,299.37
- Sexual Assault Center (\$0.75/sem)	29,900.99	29,604.94	29,336.73	28,266.97
- McGill Nightline Fee (\$0.05/sem)	5,437.69	5,383.85	9,218.38	8,968.14
- Space Fee (\$1.00/sem)	41,064.08	40,657.50	39,115.60	37,689.30
- Safety Networks (\$0.50/sem)	18,933.85	21,716.68	19,557.82	18,844.65
First Aid (\$0.23/sem)	8,169.45	11,058.86	8,996.59	8,668.54
Walk Safe (\$0.17/sem)	6,777.55	6,710.45	6,649.65	6,407.18
Drive Safe (\$0.10/sem)	3,986.84	3,947.37	3,911.58	3,768.93
Referral Services Fee (\$1.75/sem)	62,006.77	61,392.84	62,636.93	61,244.13
- Queer McGill (\$1.00/sem)	35,432.47	35,081.65	35,472.25	34,737.12
- UGE (\$ 0.35/sem)	12,401.32	12,278.53	12,415.27	12,157.98
- McGill Nightline (\$0.40/sem)	14,172.99	14,032.66	14,749.41	14,349.03
McGill Tribune Fee (\$0.50/sem)		17,670.52	17,842.66	17,473.00
Midnight Kitchen Fee (\$1.25/sem)	44,305.58	43,866.91	44,334.02	43,415.21
TV McGill Fee (\$ 0.50/sem)	17,396.24	2,450.00	0.00	0.00
Environment Fee (\$1.25/sem)	44,715.52	44,272.79	44,796.00	43,868.14
Ambassador Fee (\$ 1.25/sem)	34,792.48	17,224.00	-	-
Campus Life Fund (\$2.00/sem)	70,111.98	69,417.80	70,461.81	68,986.17



II. General Administration [3021]

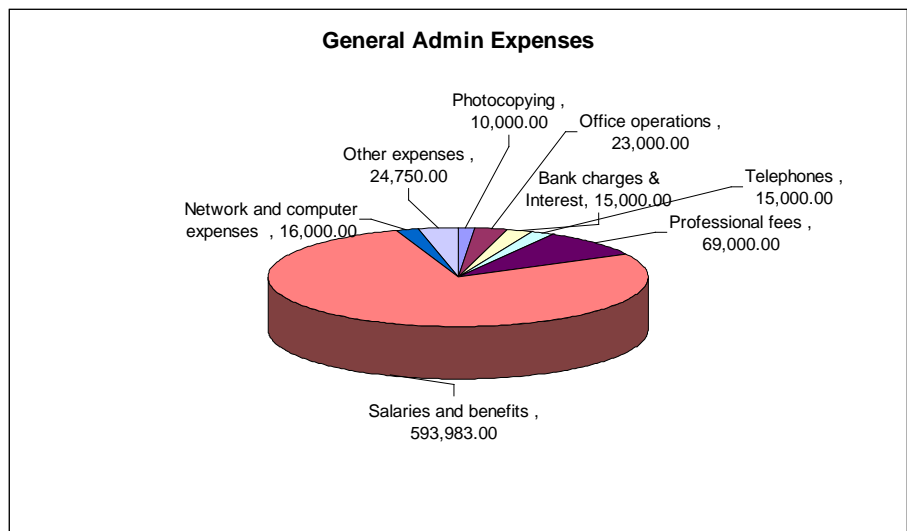
The General Administration department is the largest component of the SSMU. This department accounts for 1/4th of all expenditures, while generating less than 7% of all revenues. This department is the pillar of the Society and includes some of the Society's mandatory expenditures such as the salary of the permanent staff and front desk employees (which account for 87% of the expenses of this department), bank charges, legal fees, insurance fees, auditors, and all of the computer & it costs.

An important source of revenue, the interest earned by our bank accounts and GICs, has decreased due to lower interest rates due to the recession. Meanwhile, the revenues from Admin Fees, namely a 2% of all fees paid to ASEQ and \$21,000 per year from the Daycare, have remained the same. Note that **the fee to be paid by the McGill Tribune of \$6,666 for the use of our CPM has not been included** as there is no concrete contract of services on the table at this point.

The Society has traditionally increased its salaries in a manner as to match Cost of Living increases as determined by Statistics Canada in April 1st for the previous year.

However, given that the SSMU did not increase salaries in the mid 2000's when the Society found itself in financial hardship and in order to ensure the SSMU can better attract and retain staff that would otherwise be lured by the private

sector's competitive salaries, **we have increased all salaries and wages by 4.4% this year**, which is twice the COL increment.



It is worth noting that we have made a significant effort of reducing the professional fees paid by the SSMU for the next year. In spite of having a negotiations-heavy year ahead, we have cut down our legal fees by \$6,000 from the original budget for this current year, and by \$38,831.54 from last year! Expected professional fees are broken into our financial audit (\$23,000), legal fees for the eight lease re-negotiations (\$20,000), corporate issues legal consultation (\$15,000), HR legal issues (\$5,000), McGill Management Fee (\$1,000) and miscellaneous legal issues (\$5,000).

Several items that individually represent a small portion of the General Administration expenditures have been grouped together as other expenses. This include items such as: staff training (as required by the law since the Society's payroll is over \$1



million), travel expenses, advertising and promotion, birthday cakes, minor equipment, office furniture, insurance/permits (\$7,000) and the accounting contract services (ACPAC).

	Presented to Council	February 2010	Approved by Council April 02,09	Actuals
	April 15, 2010	Revised Budget		
	2010-2011	2009-2010	2009-2010	2008-2009
GENERAL ADMINISTRATION				
Revenues				
Interest Income	8,000.00	8,000.00	28,000.00	21,590.46
Admin Fees revenue	77,000.00	75,740.00	80,000.00	90,077.72
Other revenues	<u>4,500.00</u>	<u>5,750.00</u>	<u>5,500.00</u>	<u>10,936.28</u>
<i>Total Revenues</i>	89,500.00	89,490.00	113,500.00	122,604.46
Expenses				
Photocopying	10,000.00	8,000.00	10,000.00	7,542.28
Office operations	23,000.00	19,700.00	19,927.00	19,026.11
Bank charges & Interest	15,000.00	15,000.00	14,999.29	14,920.97
Telephones	15,000.00	15,150.00	17,125.00	14,688.19
Professional fees	69,000.00	60,000.00	75,000.00	107,831.54
Salaries and benefits	593,983.00	585,240.00	589,700.00	569,876.67
Network and computer expenses	16,000.00	29,200.00	18,500.00	10,761.75
Other expenses	<u>24,750.00</u>	<u>18,150.00</u>	<u>15,500.00</u>	<u>11,223.34</u>
<i>Total Expenses</i>	766,733.00	750,440.00	760,751.29	755,870.85
Surplus (deficit)	(677,233.00)	(660,950.00)	(647,251.29)	(633,266.39)



III. Security [1210]

The Security department comprises the security operations of the SSMU. This includes the salary of all agents, the equipment, clothing, phones and other peripherals required to run the operation. The cost of overnight security for the Shatner building is included in this department. It has been calculated at 66 hours per week, in order to provide overnight security from 11pm to 7am every day of the week, until 9am on Saturdays, and from 5pm to 7am on Sundays. The cost of security for Gerts, and events at Gerts is not included as an expense, but the \$20 per hour per agent used by the bar is factored in as revenue to the security department; this will include night security 5 days a week from 7pm until 11pm, when the overnight agent arrives. Likewise, every time an event booked in the building requires security the revenues come into this department.

The budgeted amount for equipment expenditures has increased significantly from past years, given that the SSMU finally has the resources available to implement the Phase III of a much needed security upgrade. This will involve some serious surveillance server's maintenance and upgrade to increase the amount of stored footage, which is currently stored for up to three months before its rewritten. Additionally, this will allow for the installation of a camera on the 2nd floor, where there is currently no camera, and the replacement of some other cameras, as one of the other ones has recently died and another one is flickering.

	Presented to Council	February 2010	Approved by Council April	
SECURITY	April 13, 2010	Revised Budget	02,09	Actuals
	2010-2011	2009-2010	2009-2010	2008-2009
Revenues				
Security Revenue	<u>30,240.00</u>	<u>19,856.95</u>	<u>25,000.00</u>	<u>20,077.05</u>
<i>Total Revenues</i>	30,240.00	19,856.95	25,000.00	20,077.05
Expenses				
Materials & Supplies	1,975.00	579.54	1,550.00	1,940.34
Salaries	66,939.84	50,386.92	51,750.00	47,082.13
Equipment & Other expenses	<u>14,745.00</u>	<u>7,470.50</u>	<u>10,130.00</u>	<u>4,068.34</u>
<i>Total Expenses</i>	83,659.84	58,436.95	63,430.00	53,090.81
Surplus (deficit)	(53,419.84)	(38,580.00)	(38,430.00)	(33,013.76)



IV. Operations [1595, 1596, 1599, and 3084]

This section includes three departments, them being each of SSMU's main operations; Gerts, Haven, Minicourses, and the new Used Books Bazaar. Together, the two revenue generating operations are expected to bring in \$320,000, which is a decreased of 26% from last year's operations revenue with the closing of Haven Books. In spite of this significant decrease in revenues, the net balance of all operations – including the fully subsidized Haven Books' and Used Books Bazaar – shows a reduction of the operations deficit of 67.3%!!

Due to their small size and simplicity at the present time, this document will only look into the projected revenues and deficits for Haven, Used Books Bazaar and Minicourses. The details for Gerts will be presented in a separate section for clarity.

Haven [1595]

As per the Council's decision, Haven Books has been closed effective April 1st, 2010. While a new department has been created in order to continue to provide the service to McGill students without running a business operation, the Haven department will still be active for the year of 2010-2011. The main reasons for its expected activity are the lease and existing accounting liabilities. The Bookstore's lease is due to expire in February 2011 and a lease termination has not been successfully negotiated at this point, therefore the Society can expect to continue to making those payments until said document is terminated. **Rent is the only budgeted expenditure for Haven in 2010-2011; the amount of outstanding rent is \$23,240.** In addition to rent, Haven has sold several thousands of dollars worth of consigned books without issuing the respective payment check to those consigners who have not requested to be paid until now, which creates an accounting liability that is likely going to sit on our books for the next three years or until our auditors make a formal recommendation to write off that liability. This should not have any budgetary implications in the future as the Society should continue to accrue that liability until it is cancelled.

Used Books Bazaar [1596]

The SSMU has established a new operation that aims to fill in the void created by Haven Books and continue to provide the service of facilitating a medium for students to buy and sell used textbooks a save money. In spite of being an operation, the Used Books Bazaar will run very much like a student service. The initiative will not levy any fee or charge students for the use of the service, at least for its debut year when it will be fully subsidize as our resources allows us to. A student will work as the manager of the activity and be in charge of organizing and running it in each semester, and thus they shall be paid for it. While the Used Books Bazaar is going on, several casual student employees will work on one of the three shifts per hour, for its eight hours of operations, carrying out the duties of cashier, consignment clerk, and helping students. **In order to ensure the success of the initiative we have estimated a need of \$17,300, which includes \$12,300**



in salaries and \$5,000 for materials, supplies, and advertising, all of which is fully subsidized.

Minicourses [3084]

The Minicourse Supervisor as well as the Advertising and Registration Manager are returning next year, so we can expect MC to be as successful as they were this year. The revenues have been budgeted conservatively as almost exactly the same as what has been generated so far this year, yet they should easily surpass the \$70,000 mark. However, expenses should increase for two main reasons. The first reason is that MC staff, who are traditionally stipended, have been under-paid to almost illegal levels if one were to factor in the time commitment of each position. In order to remedy this situation, it is imperative that the Society increase the stipends paid to these students work hard to bring tens of thousands of dollars in profits for the Society. The second reason is that online registration is expected to make its debut in the Fall of 2010, which will be required some investment in order to make sure it runs smoothly and flawlessly.

Operations Budget:

	Presented to Council	February 2010	Approved by Council April	
OPERATIONS	April 13, 2010 2010-2011	Revised Budget 2009-2010	02,09 2009-2010	Actuals 2008-2009
Revenues				
Gert's	250,000.00	214,947.58	139,704.00	157,577.98
Haven	-	201,720.90	240,000.00	214,028.81
Mini-courses	70,541.00	<u>70,540.77</u>	<u>44,000.00</u>	<u>57,253.00</u>
<i>Total Revenues</i>	320,541.00	487,209.25	423,704.00	428,859.79
Expenses				
Gert's	255,566.28	216,472.58	166,423.49	174,483.30
Haven	23,240.00	231,606.25	307,088.78	305,187.65
Used Book Bazaar	17,230.00	-	-	-
Mini-courses	<u>52,541.00</u>	<u>45,540.77</u>	<u>32,000.00</u>	<u>34,822.44</u>
<i>Total Expenses</i>	348,577.28	493,619.60	505,512.27	514,493.39
Surplus (deficit)	(28,036.28)	(6,410.35)	(81,808.27)	(85,633.60)



IV.1. Gerts [1599]

The bar has been performing better over the years, with its deficit falling from over \$100,000 a few years ago to a surplus in 2009-2010. Gerts seem to be experiencing a renaissance, and this will likely translate into positive news in this year to come. **We have projected increase in revenues of 17%** compared to the February 2010 budget revision, meaning **total revenue should reach \$250,000**. This seems to be a conservative and attainable number, considering Gerts is currently showing over \$220,000 in revenue with two more months of sales outstanding. The 17% increase reflects a set of different percentage increases in the various individual sources of revenues, which were calculated following current trends; draft beer sales, for instance, are expected to increase 19%, while wine sales, on the other hand, are expected to decrease 26%.

Perhaps the most striking changes in the Gerts budget are the increase in salaries and security. Both of these expenses must increase as business grows, reflecting a bar restructuring that will improve the bar services and sustain the increasing demands. Instead of having just one manager, Gerts will begin the year with a team of two managers; a Day Manager, the main manager, and a Night Manager, who will oversee night events. In addition, \$2,000 or **220 extra hours of bartenders have been added** in order to improve the service provided.

As referenced in the Security Department budget, **Gerts will be staffed by security agents five days a week from 7pm to 11pm**, which are paid by the bar, and from then on by the overnight security agent. This initiative aims to avoid liabilities, reduce unexpected iniquitous incidents and foster a safer environment for all patrons.

When calculating costs and expenditures, the same profit margins of the 2009-2010 year were used. Food is expected to continue having an average margin of 30%, with individual margins varying from 22%-38% depending on the item. The cost of liquor, wine and bottled beers sold should remain at 38.5%, 87.5% and 49% respectively. It is worth noting, however, that the cost of draft beer sales is expected to decrease from 60.3% to 45% due to a change in the way we use promo kegs; most of them will be used to subsidize the margins on draft sales instead of being allocated in a separate expense account to be used for promotional purposes. By keeping margins on the same level, **we place no pressure on the incoming executive and the Day Manager to increase prices**, which could translate into greater profits by volume rather than by profit margin.

Lastly, the amount allocated for advertising & promotions and donations have increased. Donations include the Gerts Student Life Fund, which is used to subsidize events hosted in the bar by various campus groups throughout the year. Said funds are donated by McAuslan, Boréale and Al-Taib for that purpose.



Students' Society of McGill University
 Association étudiante de l'Université McGill

Office of the Vice-President (Finance & Operations)
 Bureau du Vice-président (finance et opérations)

	Approved by Council April 13,10 2010-2011	February 2010 Revised Budget 2009-2010	Approved by Council April 02,09 2009-2010	Actuals 2008-2009
GERTS				
Revenues				
Beer & Liquor Sales	229,000.00	196,247.36	125,000.00	138,250.54
		=		
Cost of Sales	<u>(88,910.69)</u>	<u>92,665.11</u>	<u>(57,401.25)</u>	<u>(57,405.30)</u>
<i>Gross margin</i>	140,089.31	103,582.25	67,598.75	80,845.24
Bar Rental	7,000.00	7,000.00	8,204.00	10,807.26
Coat check and games revenue	7,000.00	5,700.22	3,500.00	5,270.18
Sponsorship Cases	7,000.00	6,000.00	3,000.00	3,250.00
Other revenues		=	<u>0.00</u>	<u>0.00</u>
<i>Other Revenues</i>	21,000.00	18,700.22	14,704.00	19,327.44
<i>Profit margin</i>	161,089.31	122,282.47	82,302.75	100,172.68
Expenses				
Materials & Supplies	2,000.00	2,064.99	1,300.00	1,135.25
Repairs	2,500.00	1,500.00	1,000.00	5,012.46
Security	14,800.00	3,950.00	3,000.00	4,406.00
Advertising & Promotions	13,000.00	13,275.47	3,500.00	4,147.33
Salaries	92,165.39	81,103.00	75,618.25	80,724.10
Insurance permits	1,000.00	1,000.00	1,000.00	458.40
Equipment	1,700.00	1,700.00	0.00	17.97
Cleaning Services	6,500.00	6,500.00	6,800.00	7,180.68
Telephones	2,842.00	2,800.00	2,800.00	2,421.01
Other expenses	<u>30,148.20</u>	<u>9,914.01</u>	<u>14,003.99</u>	<u>11,574.80</u>
<i>Total Expenses</i>	166,655.59	123,807.47	109,022.24	117,078.00
Surplus (deficit)	(5,566.28)	(1,525.00)	(26,719.49)	(16,905.32)



V. Building – William Shatner [2022]

The Building budget includes all the revenues and expenses currently generated from the William Shatner building. The rental revenues from our tenants are included in this department; such as Liquid Nutrition, Café Supreme, Voyage Campus, MTY Group, The Daily Publications Society, and the McGill Legal Info Clinic. Some other revenues include the booking of space, such as the ballroom, and alcohol/beverage sales. This department bears the cost of all porter fees, renovations, construction, maintenance, and cleaning of the Shatner building. **There are no expected significant changes in this department for next year compare to this one, other than a small increase in the cleaning contract.**

	Presented to Council	February 2010	Approved by Council April	
UNIVERSITY CENTER	April 13, 2010	Revised Budget	02,09	Actuals
	2010-2011	2009-2010	2009-2010	2008-2009
Revenues				
Room Rentals	20,000.00	20,000.00	22,000.00	17,175.59
Business rentals	246,432.00	240,000.00	231,000.00	215,515.00
Parking rentals	0.00	0.00	0.00	25,746.60
Porter revenues	5,000.00	8,000.00	0.00	4,575.01
Other revenues	<u>21,000.00</u>	<u>30,500.00</u>	<u>22,000.00</u>	<u>33,373.08</u>
<i>Total Revenues</i>	292,432.00	298,500.00	275,000.00	296,385.28
Expenses				
Materials & Supplies	20,000.00	20,000.00	20,000.00	19,656.81
Repairs & Maintenance	7,000.00	7,000.00	5,000.00	6,198.47
Building rent	110,000.00	107,499.65	107,500.00	107,526.00
Alterations	1,000.00	1,000.00	0.00	-281.25
Insurance Permits	35,000.00	34,000.00	34,000.00	32,722.57
Salaries and benefits	235,642.20	238,532.02	241,250.00	238,540.35
Contract services	90,000.00	85,000.00	89,000.00	76,610.73
Other Expenses	8,350.00	8,350.00	12,852.00	6,019.47
Sponsorship transfer	<u>(8,000.00)</u>	<u>(12,000.00)</u>	<u>(5,000.00)</u>	<u>(2,362.50)</u>
Total Expenses	498,992.20	489,381.67	504,602.00	484,630.65
Surplus (deficit)	(206,560.20)	(190,881.67)	(229,602.00)	(188,245.37)



VI. Governance

This section comprises the portfolios of the VP External and the VP University Affairs, SSMU Council, the expenses of all SSMU executives, and General Assemblies.

The cost of governance has been increased by \$37,000 for next year, while the revenues have reduced at the same time. This decrease in revenue is partially attributed to the blurry future of elections McGill, which have bring in significant revenues to SSMU this year, primarily due to the competition that may arise from the new elections software developed by Engineering which is currently being pitched to other faculties. In fact, Elections McGill is considering itself acquiring the new software and continuing to provide the service of running faculty elections, yet its success has yet to be determined.

Executive Portfolios, which includes the compensation of the six SSMU executives, plus the Secretary General and a possible Secretary of Finance, have increased been subject to the same 4.4% salary increased that is proposed for all SSMU positions.

Finally, the portfolio of the VP External, which includes Campaigns, Community and External Affairs, has increased by \$20,000 from this and last year in order for the society to better support community initiatives and to strengthen the lobbying efforts of the TACEQ.

	Presented to Council	February 2010	Approved by Council April	
GOVERNANCE	April 13, 2010 2010-2011	Revised Budget 2009-2010	02,09 2009-2010	Actuals 2008-2009
Revenue				
Elections McGill	1,200.00	4,766.67	6,850.00	1,925.00
Equity	0.00	<u>0.00</u>	<u>0.00</u>	<u>1,140.00</u>
<i>Total Revenues</i>	1,200.00	4,766.67	6,850.00	3,065.00
Expenses				
Executive Portfolios	192,167.98	185,480.68	179,600.00	163,792.36
Elections McGill	31,157.30	32,488.83	33,850.00	24,923.18
Equity	800.00	770.00	770.00	544.77
Research & University				
Relations	9,600.00	7,240.28	7,882.00	3,910.99
Campaigns	6,000.00	3,000.00	4,000.00	4,520.90
External Affairs	30,000.00	14,500.00	21,000.00	15,452.52
Community Affairs	5,000.00	2,397.78	2,000.00	808.16
Council	16,570.00	15,068.42	14,750.00	16,979.95
General Assembly	9,350.42	<u>6,300.00</u>	<u>7,280.00</u>	<u>7,988.94</u>



<i>Total Expenses</i>	300,645.70	267,246.00	271,132.00	238,921.77
Surplus (deficit)	(299,445.70)	(262,479.33)	(264,282.00)	(235,856.77)

VII. SSMU Funds [9066, 9065, 9062, 8056, and 2022(6551)]

SSMU has five funds which are at the disposal of the Funding Committee of Council, in addition to the SLF income. Four out of the five funds are directly funded by a student fee levy for that particular fund, with the exception of the Club Fund. All fee-funded SSMU funds have been calculated as indicated in the section on SSMU Fees.

The Club Fund, as listed below shows the real subsidy of the SSMU to the Club Fund, of \$65,900. In addition, the Club Fund receives a contribution for \$4,000 from the PGSS in order to offer access to grad students to all clubs and services and \$7,800 from an internal allocation of the SSMU Fee of \$0.20 per student, per semester.

SSMU Funds	Presented to Council April 13, 2010 2010-2011	February 2010 Revised Budget 2009-2010	Approved by Council April 02,09 2009-2010	Actuals 2008-2009
Clubs	77,700.00	75,000.00	46,000.00	42,213.81
Campus Life	70,111.98	69,417.80	70,461.80	68,992.85
Environment	44,715.52	43,369.86	44,796.00	36,818.03
Ambassador	<u>34,792.48</u>	17,224.00	-	-
Space fee	<u>51,064.08</u>	<u>50,657.50</u>	<u>39,115.60</u>	<u>17,960.91</u>
Total funding	275,384.05	255,669.16	200,373.40	165,985.60

VIII. Events / Programming Activities [5080, 5081, 5085, 5086, 5087, 5088, 5528, 5535, 5558, 5559, 5561, 5562, 5579, 5527 and 9015]

This section contains all the events run by the society, including all events that run out of the office of the Vice President Internal. These include, but are not limited to, Frosh, 4Floors, and Movies in the Park. Additionally, the two events organized by the VP Clubs & Services, Activities Night and Culture Shock, are included in this category.

Most of the programming activities are expected to be in line with this year's. The only thing worth noting is that the newly created department of Concerts, Conference and Speakers will start the year with a budget of \$25,000. Since the entire budget is prepared taking a conservative approach, it is more than likely that the SSMU will show a positive surplus when the budget is revised in October, and thus the allocation to this department could be increased in order to favour student life.



Students' Society of McGill University
Association étudiante de l'Université McGill

Office of the Vice-President (Finance & Operations)
Bureau du Vice-président (finance et opérations)

PROGRAMMING ACTIVITIES	Approved by Council April 15,10 2010-2011	February 2010 Revised Budget 2009-2010	Approved by Council April 02,09 2009-2010	Actuals 2008-2009
Revenue				
Frosh	110,000.00	109,972.47	129,500.00	130,446.87
IC 3	-	10,000.00	10,000.00	1,500.00
CAF	-	-	-	775.00
Social Justice Day	-	640.00	1,140.00	-
Culture Shock	-	-	-	162.75
Activities Night	2,000.00	1,250.00	2,500.00	765.00
4 Floors	14,000.00	13,955.98	14,450.00	23,329.25
Snow-AP	-	-	-	26,643.66
Movies-in-the-Park	-	-	-	-
Faculty Olympics	-	-	-	100.00
Athletics	-	-	<u>1,500.00</u>	<u>2,840.00</u>
<i>Total Revenues</i>	126,000.00	135,818.45	159,090.00	186,362.53
Expenses				
SSPN	6,200.00	6,000.00	8,085.00	402.80
Frosh	110,000.00	87,234.07	128,650.00	104,654.17
Street Fest	500.00	134.49	600.00	150.02
IC 3	-	10,000.00	10,000.00	2,017.61
CAF	2,163.00	3,663.00	2,600.00	1,635.31
Social Justice Day	1,700.00	2,140.00	2,140.00	3,032.81
Awards Banquet	2,200.00	2,200.00	2,200.00	1,910.33
Culture Shock	3,000.00	2,700.00	3,000.00	5,289.90
Activities Night	2,580.00	1,416.90	4,610.00	2,309.44
4 Floors	18,000.00	18,555.98	16,450.00	28,158.46
Movies-in-the-Park	194.00	194.00	300.00	175.50
Concerts & Conference	25,219.50	79,935.82	-	-
Snow-AP	-	-	-	46,844.06
Faculty Olympics	-	-	-	1.08
Athletics	<u>1,750.00</u>	-	<u>3,250.00</u>	<u>6,616.65</u>
<i>Total Expenses</i>	173,506.50	214,174.26	181,885.00	203,198.14
Surplus (deficit)	(47,506.50)	(78,355.81)	(22,795.00)	(16,835.61)



IX. Media & Communications

This section will include all of SSMU's publications: The McGill Tribune, the Handbook and Old McGill. Additionally, it includes the Communications, Website and Sponsorship departments. Some of the significant differences from the revision are that McGill Tribune is no longer considered a SSMU publication. In addition, SSMU will have a Wall Calendar for the first time.

It is worth noting that SSMU has budgeted to invest a significant amount of money on its website. This is mainly due to a project that might be launched by the end of this year, which aims to create an online SSMU community, as well as a sophisticated classifieds platform. For the first phase of this project the cost will be around \$20,000 and it the cost has been defrayed from hitting the Operating Budget by spreading over this year and next year.

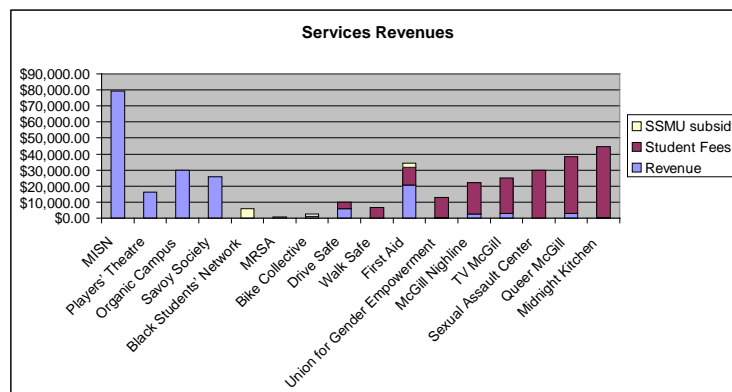
MEDIA & COMMUNICATIONS ACTIVITIES	Approved by Council April 15,10 2010-2011	February 2010 Revised Budget 2009-2010	Approved by Council April 02,09 2009-2010	Actuals 2008-2009
Revenues				
McGill Tribune (excl. fees)	-	64,000.00	80,000.00	87,534.24
Handbook	90,000.00	89,640.56	70,000.00	58,285.00
Old McGill	35,250.00	22,000.00	38,195.00	87,025.77
Sponsorship	<u>33,000.00</u>	33,000.00	35,000.00	46,256.93
Wall Calender	3,000.00	-	-	-
Website	<u>1,000.00</u>	<u>1,200.00</u>	<u>2,000.00</u>	<u>2,500.00</u>
<i>Total Revenues</i>	162,250.00	209,840.56	225,195.00	281,601.94
Expenses				
McGill Tribune	-	95,449.15	106,042.67	98,076.36
Handbook	57,630.00	54,117.56	40,000.00	39,997.58
Old McGill	36,935.00	22,000.00	38,195.00	46,597.07
Communication	10,000.00	10,000.00	7,200.00	15,535.95
Sponsorship	33,000.00	33,787.64	35,000.00	36,122.76
Wall Calender	3,000.00	-	-	-
Website	<u>11,000.00</u>	<u>13,200.00</u>	<u>2,000.00</u>	<u>599.53</u>
<i>Total Expenses</i>	151,565.00	228,554.34	228,437.67	236,929.25
Surplus (deficit)	10,685.00	(18,713.78)	(3,242.67)	44,672.69



X. Services

We have them! Some require funding, some levy their own fees to support themselves, some fund raise or generate income to cover their operations and others do a combination of those. Here is the balance sheet for SSMU services, not including the Services' fees.

SERVICES	Proposed to Council April 13, 2010 2010-2011	February 2010 Revised Budget 2009-2010	Approved by Council April 02,09 2009-2010	Actuals 2008-2009
Revenue				
TV McGill	2,800.00	3,150.00	3,050.00	2,283.75
MISN	70,000.00	73,451.70	79,150.00	69,220.90
First Aid	20,536.08	14,300.00	15,000.00	25,386.44
Midnight Kitchen		1,899.50	500.00	474.02
Players' Theatre	16,110.00	14,618.12	16,208.00	17,531.44
Drive Safe	5,800.00	7,272.22	5,800.00	5,800.00
Sexual Assault Center	-	-	-	295.00
Queer McGill	3,000.00	3,264.38	3,000.00	5,053.01
McGill Nighline		1,750.00	2,500.00	5,822.91
Organic Campus	45,000.00	44,451.27	30,000.00	22,594.12
Union for Gender Empowerment		-	500.00	918.00
Savoy Society	19,500.00	30,802.78	25,675.00	17,549.41
Walk Safe	-	-	-	99.83
Black Students' Network	1,650.00	115.89	-	-
MRSA	800.00	-	-	-
Bike Collective	<u>6,600.00</u>	<u>5,338.71</u>	<u>1,000.00</u>	<u>4,469.85</u>
Total Revenues	191,796.08	200,414.57	182,383.00	177,498.68





Students' Society of McGill University
 Association étudiante de l'Université McGill

Office of the Vice-President (Finance & Operations)
 Bureau du Vice-président (finance et opérations)

SERVICES	Presented to Council April 13, 2010 2010-2011	February 2010 Revised Budget 2009-2010	Approved by Council April 02,09 2009-2010	Actuals 2008-2009
Expenses				
TV McGill	20,196.24	8,939.45	7,900.00	1,442.47
MISN	70,000.00	73,451.70	79,150.00	70,858.64
First Aid	34,430.34	26,078.85	25,496.59	32,211.24
Midnight Kitchen	44,305.58	45,766.41	44,834.02	38,895.21
Harm Reduction Center	-	-	-	386.28
FYCS	1,500.00	2,000.00	500.00	965.03
Players' Theatre	15,810.00	14,618.12	16,208.00	17,608.64
Drive Safe	9,786.84	14,200.48	9,711.58	8,861.88
Sexual Assault Center	29,900.99	29,604.94	29,336.73	22,631.85
Queer McGill	38,432.47	38,687.28	38,472.25	39,790.13
McGill Nighline	19,610.68	21,166.51	26,467.80	12,878.47
Organic Campus	45,000.00	44,451.27	30,100.00	22,609.75
Plate club	2,300.00	-	-	-
Volunteer Program	500.00	500.00	500.00	199.42
Union for Gender				
Empowerment	12,401.32	12,278.54	12,915.27	7,597.67
Savoy Society	23,650.00	30,802.78	29,675.00	24,572.35
Walk Safe	6,777.55	6,710.45	6,649.65	5,830.47
Black Students' Network	6,000.00	5,401.56	4,000.00	4,499.48
MRSA	800.00	688.40	800.00	769.80
Bike Collective	<u>8,400.00</u>	<u>9,338.71</u>	<u>3,000.00</u>	<u>7,875.58</u>
<i>Total Expenses</i>	389,802.00	384,685.46	365,716.89	320,484.36
<i>Surplus (deficit)</i>	(198,005.92)	(184,270.89)	(183,333.89)	(142,985.68)



XI. Global Budget

	Approved by Council April 15,10 2010-2011	February 2010 Revised Budget 2009-2010	Approved by Council April 02,09 2009-2010	Actuals 2008-2009
REVENUES				
SSMU Base Fee	1,567,609.93	1,532,416.14	1,530,047.10	1,498,068.36
Referral Services Fee	62,006.77	61,392.84	62,636.93	61,244.13
McGill Tribune Fee	-	17,670.52	17,842.66	17,473.00
Midnight Kitchen Fee	44,305.58	43,866.91	44,334.02	43,415.21
Environment Fee	44,715.52	44,272.79	44,796.00	43,868.14
Campus Life Fund Fee	70,111.98	69,417.80	70,461.81	68,986.17
TV McGill	17,396.24	2,450.00	-	-
Ambassador Fee	34,792.48	17,224.00	-	-
Alumni Donation (reversal)	=	=		
<i>Sub-total Fee Revenues (Note 1)</i>	1,840,938.50	1,788,711.00	1,770,118.52	1,733,055.01
General Administration	89,500.00	89,490.00	113,500.00	122,604.46
Security	30,240.00	19,856.95	25,000.00	20,077.05
Operations	320,541.00	487,209.25	423,704.00	428,859.79
Food & Beverage operations	60,000.00	67,153.23	50,000.00	79,708.25
University Center (Shatner Building)	292,432.00	298,500.00	275,000.00	296,385.28
Governance	1,200.00	4,766.67	6,850.00	3,065.00
Programming Activities	126,000.00	135,818.45	159,090.00	186,362.53
Media & Communications				
Activities	162,250.00	209,840.56	225,195.00	281,601.94
Services	191,796.08	200,414.57	182,383.00	177,498.68
Affiliated clubs	15,524.20	15,524.20	15,828.86	36,360.38
Clubs	11,800.00	<u>4,000.00</u>	=	=
<i>Sub-total Operating Revenues (Note2)</i>	1,301,283.28	1,532,573.87	1,476,550.86	1,632,523.36
Total Revenues	3,142,221.78	3,321,284.87	3,246,669.38	3,365,578.37



EXPENSES				
General Administration	766,733.00	750,440.00	760,751.29	755,870.85
Security	83,659.84	58,436.95	63,430.00	53,090.81
SSMU Funding	275,384.05	255,669.16	200,373.40	165,985.60
Operations	348,577.28	493,619.60	505,512.27	514,493.39
Food & Beverage operations	59,000.00	64,553.23	50,000.00	77,786.37
University Center (Shatner Building)	498,992.20	489,381.67	504,602.00	484,630.65
Governance	300,645.70	267,246.00	271,132.00	238,921.77
Programming Activities	173,506.50	214,174.26	181,885.00	203,198.14
Media & Communications				
Activities	151,565.00	228,554.34	228,437.67	236,929.25
Services	389,802.00	384,685.46	365,716.89	320,484.36
Affiliated clubs	15,524.20	15,524.20	15,828.86	34,311.22
Clubs (Accounting adjustment)		=	=	<u>1,993.75</u>
Sub-total Operating Expenses (Note2)	3,063,389.77	3,222,284.88	3,147,669.38	3,087,696.16
Library Repayment	28,832.00	75,000.00	75,000.00	75,000.00
CERF By-Law requirement	<u>50,000.00</u>	<u>24,000.00</u>	<u>24,000.00</u>	<u>24,000.00</u>
Sub-total Commitments	78,832.00	99,000.00	99,000.00	99,000.00
Total Expenses	3,142,221.77	3,321,284.88	3,246,669.38	3,186,696.16
Surplus (deficit)	-	-	-	178,882.21

