



# FALL 2023 Budget Review

---

*For the Consideration of  
the Legislative Council*

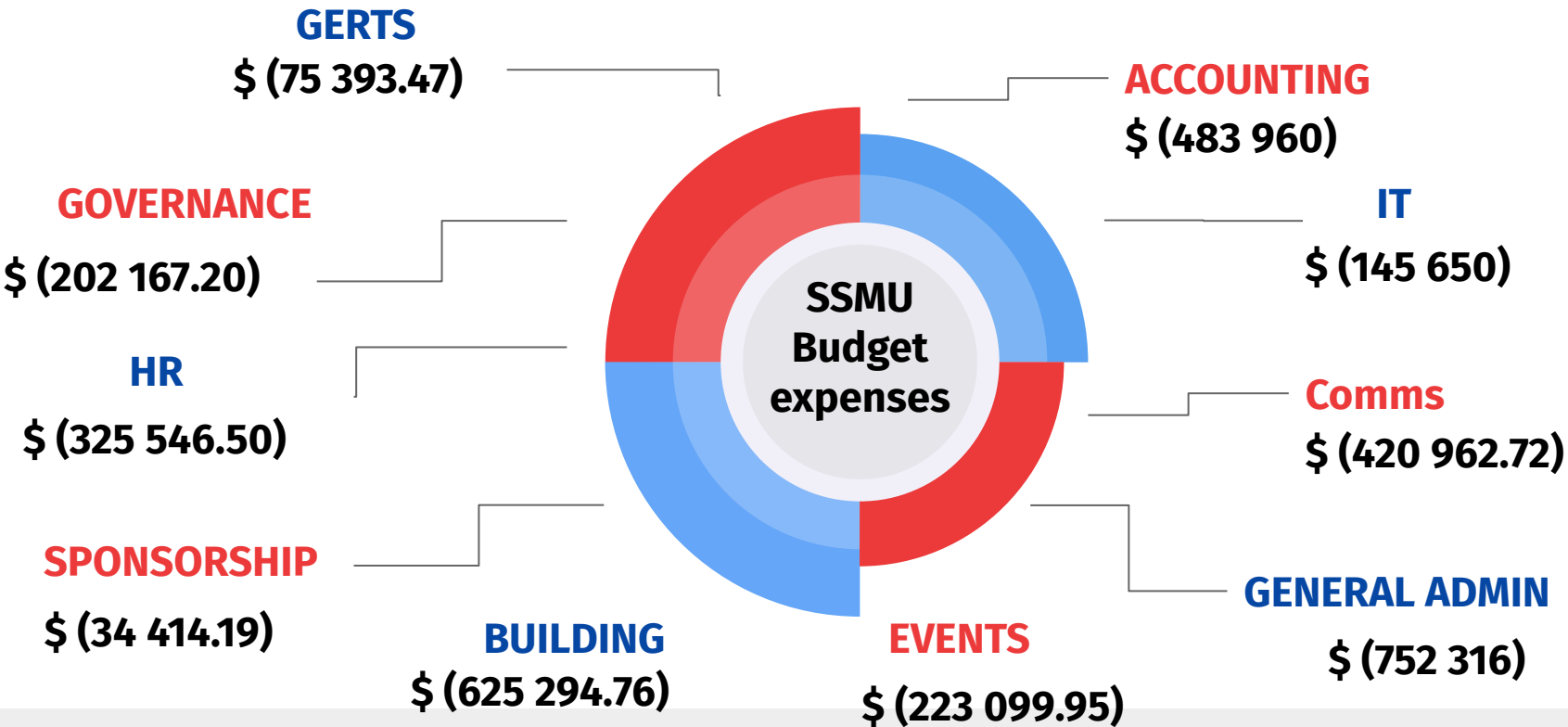




# 2023-2024

Original Budgets

# Key departments' estimated budget expenses before revision

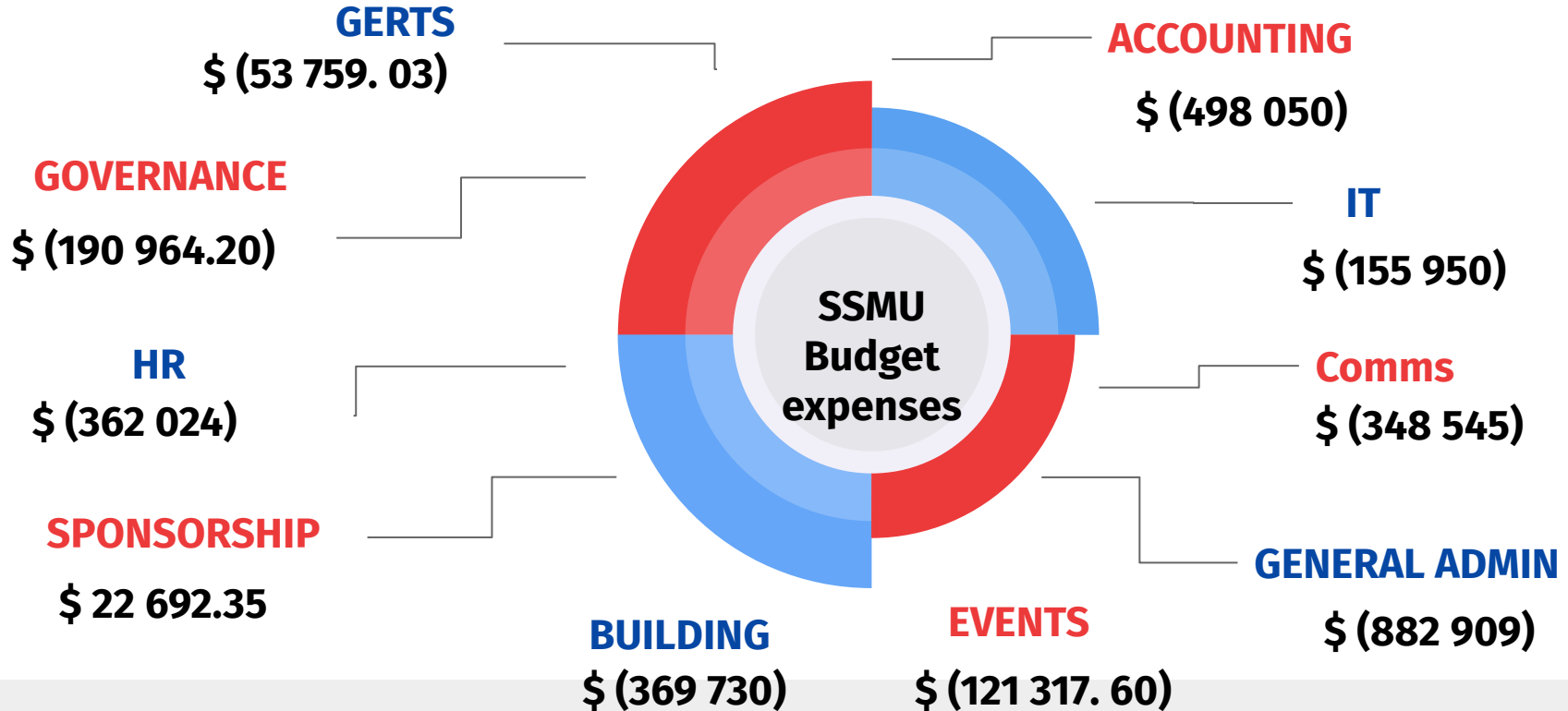




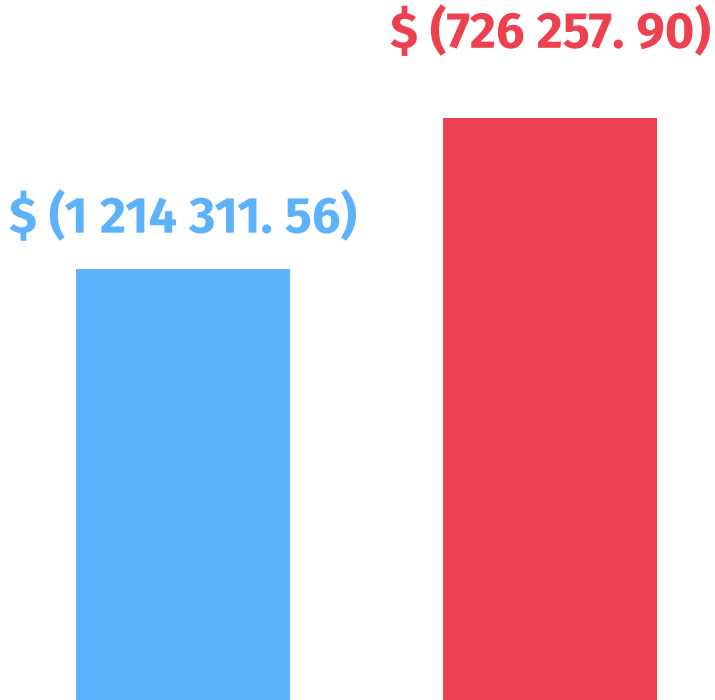
# 2023 - 2024

Revised Budget

# Key departments' estimated budget expenses after revision




# 2023-2024 Overall Budget Difference



VARIANCE HAS BEEN  
REDUCED BY

**488 053.67 \$**



**100 %**

Total reduced budget expense



# What does the difference consists of?


Departmental Breakdown

# GERTS

---

**BEFORE**

**\$ (75 393.47)**



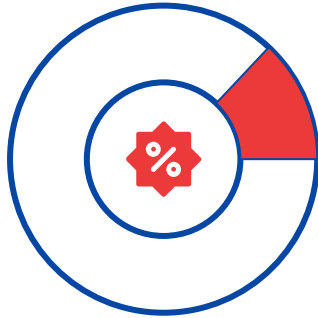
**AFTER**

**\$ (53 759. 03)**



## KEY INSIGHTS THAT CONSTITUTE THE CHANGE

- INCREASED NET PROFIT MARGINS
- BETTER MANAGEMENT OF OVERHEAD EXPENSES
- REDUCED THE OVERALL SALARIES



**4 %**

of the total reduced budget expense


**DIFFERENCE :  
OVERALL DECREASE OF  
\$ 21 634.44**



# IT

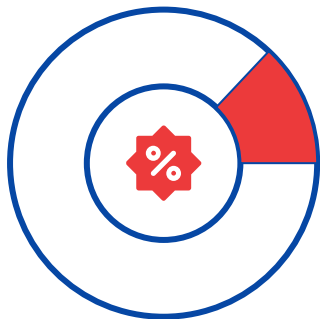
---

**BEFORE**

**\$ (145 650)** 

**AFTER**

**\$ (155 950)** 



**-2%**

of the total reduced budget expense

## KEY INSIGHTS THAT CONSTITUTE THE CHANGE

- **INCREASE IN COMPUTER SOFTWARE EXPENSES OF 10 080\$**
  - **Accounting for yearly expenses that were previously missed**

**DIFFERENCE:  
OVERALL INCREASE OF  
\$ 10 300**

# ACCOUNTING

---


**BEFORE**

**\$ (483 960)**



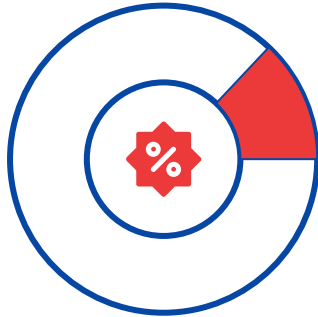
**AFTER**

**\$ (498 050)**



## KEY INSIGHTS THAT CONSTITUTE THE CHANGE

- **INCREASE IN SALARIES OF \$16,770**
  - Accounting for miscalculation



**-3 %**

of the total reduced budget expense

**DIFFERENCE:  
OVERALL INCREASE OF  
\$ 14 090**

# GOVERNANCE

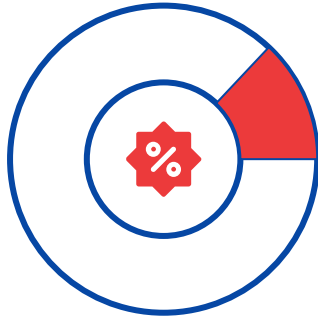

**BEFORE**

**\$ (202 167.20)**



**AFTER**

**\$ (190 964.20)**



**2%**

of the total reduced budget expense

## KEY INSIGHTS THAT CONSTITUTE THE CHANGE

- **DECREASE IN PROFESSIONAL FEES OF 3000\$**
- **DECREASE IN CASUAL SALARIES EXPENSES OF 3773\$**
  - **Unhired position of Elections coordinator**
- **DECREASE IN MATERIALS AND SUPPLIES OF 2000\$**

**DIFFERENCE :**

**OVERALL DECREASE OF**

**\$ 11 203**

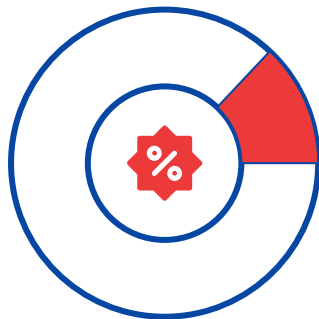
# HR

**BEFORE**

**\$ (325 546.50)**

**AFTER**

**\$ (362 024)**



**-7%**

of the total reduced budget expense

## KEY INSIGHTS THAT CONSTITUTE THE CHANGE

- **INCREASE IN SALARIES EXPENSES OF 81,247\$**
  - **Reallocation of staff member**
- **DECREASE IN CASUAL SALARIES OF 20 000\$**
  - **Unhired HR Coordinator**
- **DECREASE IN PROFESSIONAL FEES OF 18 000\$**

**DIFFERENCE:  
OVERALL INCREASE OF  
\$ 36 477.50**




# SPONSORSHIP

**BEFORE**

**\$ (34 414.19)**

**AFTER**

**\$ 22 692.35**



**12 %**

of the total reduced budget expense

**KEY INSIGHTS THAT CONSTITUTE THE CHANGE**

**REVENUE**

- **INCREASE IN DONATIONS/SPONSORSHIP OF 40 000\$ (projected)**

**EXPENSES**

- **INCREASE IN SALARIES OF 17 307.65\$**
  - **Merging of two roles**

**DIFFERENCE:**

**OVERALL DECREASE OF**

**\$ 57 106.54**

# BUILDING


**BEFORE**

**\$ (625 294.76)**




**AFTER**

**\$ (369 730)**



## KEY INSIGHTS THAT CONSTITUTE THE CHANGE

- DECREASE IN SALARIES EXPENSES OF 95 820.76\$
- DECREASE OF INSURANCE 40 000\$
- DECREASE OF CONTRACT SERVICES \$63 000
- DECREASE IN MAINTENANCE AND SECURITY FEES OF 20 000\$
- INCREASE IN BUSINESS RENT OF 25 000\$



**52%**

of the total reduced budget expense

**DIFFERENCE:  
OVERALL DECREASE OF  
\$ 255 564.76**

# EVENTS



**BEFORE**

**\$ (223 099.95)**



**AFTER**

**\$ (121 317. 60)**



**21 %**

of the total reduced budget expense

**KEY INSIGHTS THAT CONSTITUTE THE CHANGE REVENUE:**

- INCREASE OF RENTAL REVENUE OF 48 600\$

**EXPENSES:**


- DECREASE IN SALARIES EXPENSES OF 64,279 \$
- DECREASE IN COST OF GOODS OF 34 932\$

**DIFFERENCE:  
OVERALL DECREASE OF  
\$ 101 782.35**

# GENERAL ADMIN


**BEFORE**

**\$ (752 316)**



**AFTER**

**\$ (882 909)**



**-27 %**

of the total reduced budget expense

## KEY INSIGHTS THAT CONSTITUTE THE CHANGE

- INCREASE OF PROFESSIONAL FEES AND INSURANCE OF 159 900\$
- INCREASE IN MEMBERSHIP/TRAINING OF 9600\$
- INCREASE IN PAYROLL CHARGES 10 734\$
- DECREASE OF SALARIES OF 34 782\$
- DECREASE OF CONTRACT FINANCIAL SERVICES OF 28 200\$


**DIFFERENCE:  
OVERALL INCREASE OF  
\$130 593**



# COMMUNICATION

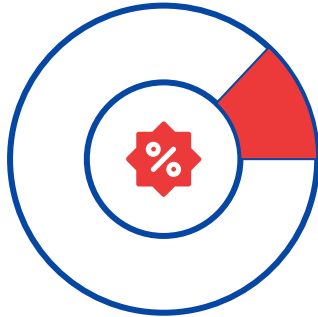

**BEFORE**

**\$ (420 962.72)**



**AFTER**

**\$ (348 545)**



**15 %**

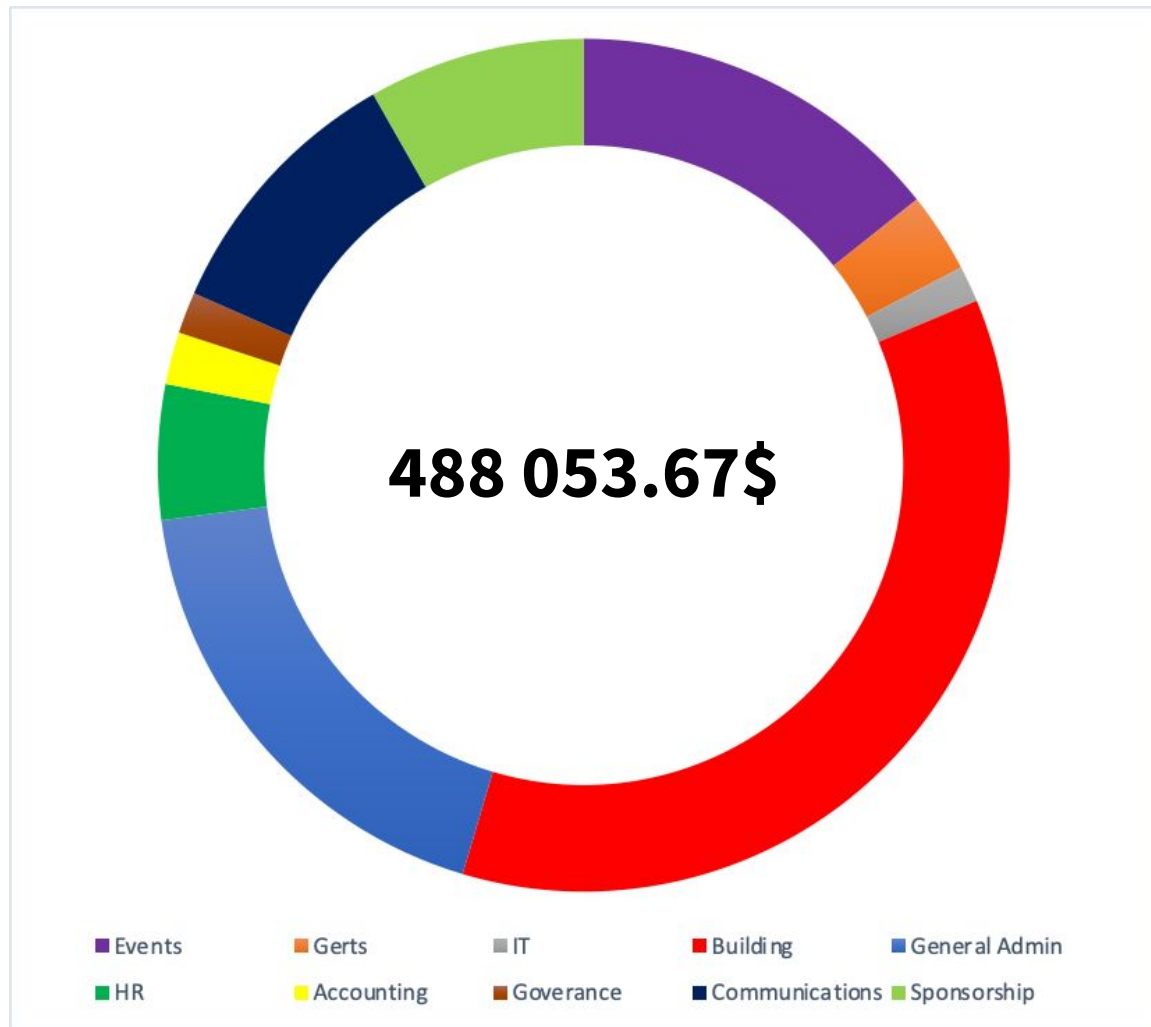
of the total reduced budget expense

## KEY INSIGHTS THAT CONSTITUTE THE CHANGE

- **DECREASE IN SALARIES EXPENSES OF 48 272\$**
  - **Unhired casual staff**
- **DECREASE IN ADS & PROMOTIONS OF 4963\$**
- **DECREASE IN PRINTING OF 11 898\$**

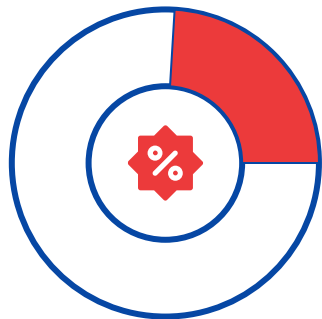
**DIFFERENCE:  
OVERALL DECREASE OF  
\$72 418**

**SUMMARY OF  
PERCENTAGES  
THAT  
CONSTITUTE  
THE  
DIFFERENCE**



# MISCELLANEOUS

---



32 %

Includes other departments that were not accounted for in this presentation

## KEY INSIGHTS

- **Reduction in food sections across all departments**
- **Reduction in merchandise and promotional materials**
- **Reduction in support staff for executive salaries**
- **Reduction in campaign support and event budgets**

# SUMMARY / KEY POINTS

---

**SOME KEY TRENDS ACROSS  
DEPARTMENTS THAT HAVE  
CONTRIBUTED TO THE OVERALL  
DECREASED BUDGET EXPENSE**

01

## **SALARIES**

**Largest component of expenses**  
**Hiring Freeze**

02

## **CONTRACT SERVICES**

**Cleaning**  
**Security**  
**Other Third Parties**

03

## **Engagement Materials**

**Merch**  
**Promotional materials**  
**Food**  
**Materials and supplies**



**Thank you!**  
**Any Questions?**

**Brought to you by,**  
**[fincom@ssmu.ca](mailto:fincom@ssmu.ca)**

**Please provide feedback on this presentation!**