Élections de l'AÉUM
Elections SSMU

Située sur les territoires traditionnels des collectivités Haudenosaunee et Anishinaabe.
Located on Haudenosaunee and Anishinaabe, traditional territories.

elections@ssmu.ca | elections.ssmu.ca | 3501 rue Peel, Montréal, QC, H3A 1W7

Report for the Board of Directors - Fall 2026

Submitted by: Mike Lee, Chief Returning Officer

November 17, 2026

TABLE OF CONTENTS

Personnel Changes 3
Work in the Summer 2026 Term 3
Overview of Fall 2026 Elections 3
Special Plebiscite Concerning Reinstatement of the McGill Yearbook 5
- Background 5
- Questions and Results 5
- Voter Turnout 7
- Voting Patterns 9
- Issues for Voting 10
- Analysis & Conclusions 10

First Year Council 11
- Background 11
- Recruitment of Candidates 12
- Campaigning 13
- Get out the vote effort 14
- Results 14
- Voter Turnout 14
- Voting Patterns 16
- Issues for Voting 16
- Analysis & Conclusions 17

SSMU Fall 2026 General Assembly 18
- Background 18
- General Assembly & Election Process 18
- Electoral List 18
- Results 19
- Issues for Voting 20
- Analysis & Conclusions 20

Ratification of the Motion Regarding the Academic Boycott of the Hebrew University of

Jerusalem Exchange Program "HUJI Boycott" (Fall 2026 General Assembly) 21
Background 21
Campaigning 21
Get out the vote effort 22
Results 22
Voter Turnout 23
Voting Patterns 24
Issues for Voting 25
Analysis & Conclusions 25
Fall Referendum 27
Background 27
Campaigning 28
Get out the vote effort 29
Results 31
Voter Turnout 34
Voting Patterns 35
Issues for Voting 36
Analysis & Conclusions 36
Summary of Voter Turnout by Faculty 37
SimplyVoting Unsubscribes 38
Ongoing Projects 38
Internal Regulations of Elections and Referenda 38
Clubs & Services Elections 39
Winter Executive Elections 39
Voting of SSMU Representatives 40
Appendix A: Reference Materials 41
Appendix B: Voter Turnout by Program, First Year Council 42
Appendix C: Voter Turnout by Program, Ratification of General Assembly 47
Appendix D: Voter Turnout by Program, Fall Referendum 54

Personnel Changes

The previous Deputy Returning Officer finished her contract in May 2026. Todora, the new Deputy Returning Officer was hired at the end of September 2026 and has been a great help for tabling and getting us to quorum.
I am continuing my role as Chief Returning Officer, which I started with the role in September 2025. I'm happy to be running Elections SSMU this year again!
The division of our duties is roughly as follows:

Chief Returning Officer (CRO)	Deputy Returning Officer (DRO)
• Enforcing the Internal Regulations of Elections and Referenda • Enforcing demerits and sanctions • Ensuring campaigns and candidates follow regulations and complete documents • Handling election complaints • SSMU and McGill Governance • Ballot set-up	• Initiatives to increase voter turnout (tabling, posters, announcements) • Social media (mainly maintaining our Elections SSMU Instagram) • Campaign material approval • Working with the SSMU Communications Team

Work in the Summer 2026 Term

I took the opportunity of the Summer term to recover from the previous elections, suggest changes to the Internal Regulations of Elections and Referenda. At the same time, I met with SimplyVoting to suggest and request features that can better improve our analysis of voter turnout. Now, we are able to analyze results by faculty and program better.
Our Instagram and SimplyVoting platform was also updated with the new logo.

Overview of Fall 2026 Elections

This past semester has been busy for Elections SSMU. Despite only having 2 regularly scheduled elections, we had an extra plebiscite passed by the Legislative Council, and assisted in the Fall 2026 General Assembly.

The SSMU membership has increased from approximately 23957 in Winter 2026 to 25814 this semester. This represents an upward trend every semester, although a dip in Winter semesters is always expected due to a number of students graduating in Fall.

Election	Dates	Electors	Voted	Turnout	Quorum
Special Plebiscite Concerning Reinstatement of the McGill Yearbook	September 16 - September 30, 2026	25841	2694	10.4%	None
First Year Council	September 21 - October 2, 2026	6911	1233	17.8%	15%
Ratification of the Motion Regarding the Academic Boycott of the Hebrew University of Jerusalem Exchange Program "HUJI Boycott" (Fall 2026 General Assembly)	October 2 - October 13, 2026	25812	3897	15.1%	10%
SSMU Fall 2026 Referendum	October 26 - November 6, 2026	25814	4357	16.9%	15%

We also ran the secret ballot for the Fall 2026 General Assembly on September 28, 2026 using the SimplyVoting platform, in which 417 SSMU members participated.

Turnout was not pretty but also not bad. Happy to say we were able to hit quorum without major headaches or extensions of the voting period, which has happened previously.

Élections de l'AÉUM
Elections SSMU

Située sur les territoires traditionnels des collectivités Haudenosaunee et Anishinaabe.
Located on Haudenosaunee and Anishinaabe, traditional territories.

elections@ssmu.ca | elections.ssmu.ca | 3501 rue Peel, Montréal, QC, H3A 1W7

Special Plebiscite Concerning Reinstatement of the McGill Yearbook

Background

Plebiscites are **non-binding** questions used to survey the SSMU membership. Historically, plebiscites were mostly held on the same ballot with referendum questions. However, starting in the 2025/26, we started having standalone plebiscites.
This is the first plebiscite held in the 2026/27 school year, following the Special Plebiscite Concerning Amendments of the SSMU Constitution in February 2026.

During the first Legislative Council of 2026/27, on September 10, 2026, the Motion to run a plebiscite referendum on the McGill Yearbook was proposed by President Abu-Alkhair and passed unanimously at the Legislative Council.

1. Do you support the reinstatement of the *Old McGill* Yearbook?"
    a. Yes
    b. No
2. Up to how much would you be willing to pay for the Yearbook? (Open-ended question)
3. Leave any additional comments, questions, or concerns about the Old McGill yearbook reinstatement below. (Open-ended question)

Questions and Results

For a detailed report and analysis, please consult:
Results & Voter Turnout - Special Plebiscite Concerning Reinstatement of the McGill Yearbook.
This report will simply be a very brief summary of results.

Question 1. Do you support the reinstatement of the *Old McGill* Yearbook?

	YES	NO
TOTAL	93.1% (2355 votes)	6.9% (174 votes)
Desautels	95.7% (178 votes)	4.3% (8 votes)
Dentistry	91.7% (11 votes)	8.3% (1 vote)
Arts	95.0% (784 votes)	5.0% (41 votes)
Education	87.6% (149 votes)	12.4% (21 votes)
Engineering	94.2% (308 votes)	5.8% (19 votes)
Law	87.5% (168 votes)	12.5% (24 votes)
Medicine	78.6% (44 votes)	21.4% (12 votes)
Science	92.6% (479 votes)	7.4% (38 votes)

Nursing	97.2% (69 votes)	2.8% (2 votes)
Arts & Science	90.5% (95 votes)	3.8% (4 votes)
PT/OT	100% (22 votes)	0% (0 votes)
Music	92.3% (48 votes)	7.7% (4 votes)

The SSMU membership overwhelmingly supports reinstating the Old McGill Yearbook, regardless of faculty.
PT/OT, Nursing, and Desautels showed the highest percentage of YES votes. Meanwhile Medicine, Law, and Education had the lowest percentage of YES votes.

Question 2. Up to how much would you be willing to pay for the Yearbook?

2261 responses were obtained, almost all comments were on topic (surprisingly!)

	Values	Range	Mean*	Median	Mode
TOTAL	2232	$0 - $1000	$49	$45	$50
Desautels	172	$0 - $200	$51	$50	$50
Dentistry	11	$0 - $80	$24	$15	$15
Arts	740	$0 - $450	$54	$50	$50
Education	162	$0 - $200	$42	$40	$50
Engineering	286	$0 - $200	$44	$40	$50
Law	145	$0 - $200	$40	$35	$50
Medicine	47	$0 - $250	$49	$40	$50
Science	448	$0 - $1000	$49	$40	$50
Nursing	69	$0 - $150	$44	$50	$50
Arts & Science	83	$0 - $200	$55	$50	$50
PT/OT	22	$10 - $100	$44	$40	$50
Music	49	$0 - $120	$43	$40	$30

Question 3. Leave any additional comments, questions, or concerns about the Old McGill yearbook reinstatement below.

This is too much to summarize, so I invite you to look at the detailed report linked above (I worked hard on that!). Generally, the majority of students are in support and left positive comments. However, there was also a minority who felt the yearbook was irrelevant with such a large school population, or had concerns regarding whether any new fees will be imposed.

240 responses were received. I will provide here a small sample of responses:

Support on the project:

- "(...) Please don't allow this tradition to go away again!" (#2, Engineering)
- "Banger" (#12, Engineering)

Objection, doubts, and concerns on the project:

- "Feels a bit useless in such a big school.. only people that would buy this are graduating students as a souvenir" (#29, Arts & Science)
- "I don't want to be forced to pay for anything else" (#43, Education)

Price:

- "I would pay more for a yearbook of my last year at Mcgill, like a grad yearbook type thing I'd probably pay 50+ for" (#76, Schulich)
- "Please don't make it expensive, it will literally defeat the purpose of reinstating." (#134, Arts)

For some entertainment I leave you some special mentions:

- "67" (#6, Arts)
- "Failure in life begins with admiring someone completely different from yourself" (#27, Desautels)
- "Meow" (#111, Engineering)
- "PLEASE REINSTATE THIS SO I CAN LOOK AT ALL THE FYNE SHITS OF MY GRADE PLSSSSSS" (#126, Arts)

Voter Turnout

2694 (10.4%) of 25841 electors voted in this election.

Rank	Faculty	Electors	Voted	%
1	FACULTY OF LAW	743	213	28.7
2	INTERFACULTY, B.A. & SC.	736	105	14.3
3	SCHULICH SCHOOL OF MUSIC	445	55	12.4
4	FACULTY OF EDUCATION	1751	191	10.9
5	FACULTY OF ARTS	8157	867	10.6
6	FACULTY OF SCIENCE	5152	544	10.6
7	SCHOOL OF PHYS & OCC THERAPY	227	23	10.1
8	INGRAM SCHOOL OF NURSING	905	85	9.4
9	FACULTY OF ENGINEERING	3935	341	8.7
10	DESAUTELS FACULTY MANAGEMENT	2658	197	7.4
11	FAC DENTAL MEDICINE & ORAL HS	176	12	6.8
12	FACULTY OF MEDICINE & HLTH SCI	955	61	6.4
	TOTAL	**25841**	**2694**	**10.4**

Law students had the highest turnout by a wide margin, and continued to be the faculty consistency with a high turnout. I <3 Law. Medicine and Dentistry as constantly ranked among the lowest turnout.

Programs with the highest turnout (>50 students)

Faculty	Program	Electors	Voted	% Voted
FACULTY OF LAW	LAW	737	213	28.9
FACULTY OF SCIENCE	MATHEMATICS AND PHYSICS	75	15	20
FACULTY OF SCIENCE	MEDICAL PREPARATORY	91	18	19.8
INTERFACULTY, B.A. & SC.	FOUNDATION PROGRAM	162	29	17.9
FACULTY OF EDUCATION	K/ELEM PED DE L'IMMERSION FRAN	54	9	16.7
INGRAM SCHOOL OF NURSING	NURSING	316	50	15.8

Programs with the lowest turnout (>50 students)

It is worth noting that there were 48 programs who did not vote, with the program size ranging from 1 to 28 people.

Faculty	Program	Electors	Voted	% Voted
FACULTY OF EDUCATION	PHYSICAL AND HEALTH EDUCATION	230	12	5.2
FACULTY OF ENGINEERING	CO-OP IN MINING ENGINEERING	149	8	5.4
DESAUTELS FACULTY MANAGEMENT	ACCOUNTING	335	18	5.4
SCHULICH SCHOOL OF MUSIC	PERFORMANCE JAZZ	103	6	5.8
INGRAM SCHOOL OF NURSING	INTEGRATED NURSING	589	35	5.9
DESAUTELS FACULTY MANAGEMENT	GENERAL MANAGEMENT	426	26	6.1

Physical and Health Education, Performance Jazz, and Integrated Nursing has repeatedly been one of the programs with the lowest turnout.

Voting Patterns

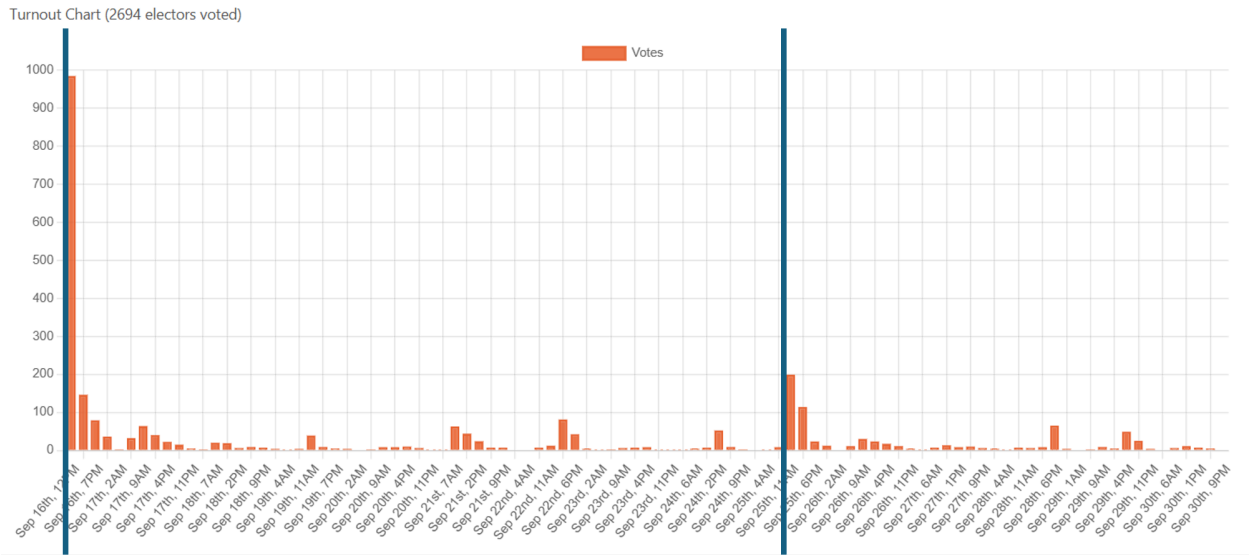

Email Reminders:

Time	Email Title	Notes
September 16, 2026 12:00 PM	McGill Yearbook - Special Plebiscite / Album de fin d'année de McGill - Sondage non contraignant	Initial email sent to all students
September 25, 2026 2:10 PM	Share your thoughts on the McGill Yearbook! / Donnez votre avis sur le retour de l'Album de fin d'année de McGill!	Reminder email sent to those who haven't voted

The blue line represents every time an email blast is sent. As you can see, our reminder emails continue being the best way to increase voter turnout.
I agreed with the President to only send one extra email, which is less than we usually send, to prevent the membership from being fed up with our emails, especially with a whole line of elections that were expected down the line.
Every email sent by SimplyVoting has an unsubscribe link, which prevents ALL future emails from SimplyVoting, not just the election. This is a problem as the member has essentially unsubscribed to ALL future SSMU elections in their lifetime, and ALL other organizations that use our elections, which is the vast majority of faculty associations.

The spike on September 28th at 6pm was due to our General Assembly being held, where people who wanted to vote for the main motion would have seen the Yearbook Plebiscite active as well. Another observation I have seen throughout my time is that simultaneous elections can be beneficial for voter turnout, whether it be another SSMU election, or another faculty election at the same time.

Issues for Voting

Happy to say there were none reported this election!

Analysis & Conclusions

Plebiscites continue to be an effective and relatively cost efficient tool to gather information from the SSMU membership. There was significant effort this election to educate the SSMU membership what plebiscites are (I haven't even heard of this word before starting this role!), and that it is **non-binding** due to misunderstandings from members during the last Plebiscite.

The turnout for these plebiscites vary greatly, based on the issue being put to vote. For comparison, these were the 3 standalone plebiscites and its respective turnout:

Plebiscite	Date	Electors	Voted	Turnout
Concerning Cut Varsity Teams and Competitive Clubs	November 28 - December 4, 2025 (7 days)	25332	5848	23.1%
Concerning Proposed Amendments to the SSMU Constitution	February 16 - February 19, 2026 (4 days)	23957	1482	6.2%
Concerning Reinstatement of the McGill Yearbook	September 16 - September 30, 2026 (15 days)	25841	2694	12.5%

Elections SSMU was able to collect information from students in different faculties in a relatively short time, which can help SSMU make their decisions regarding the Yearbook.

Élections de l'AÉUM
Elections SSMU

Située sur les territoires traditionnels des collectivités Haudenosaunee et Anishinaabe.
Located on Haudenosaunee and Anishinaabe, traditional territories.

elections@ssmu.ca | elections.ssmu.ca | 3501 rue Peel, Montréal, QC, H3A 1W7

First Year Council

Background

First Year Council is usually our first scheduled elections for the year (thank you Hamza for changing that this year with his Yearbook Plebiscite), which allows elections officers to warm up and allows all our operations function with a smaller group of the SSMU membership. This is the only election that does not allow participation from all SSMU members.

In the summer, upon reading the Internal Regulations of Elections and Referenda, I noticed the First Year Council runs a shorter campaigning and voting period than the other elections. None of our documents make reference to a shorter period of elections, therefore consultations were held with the 2025/26 First Year Council members on 2 potential options:

a) Maintain the current election schedule and amend the IRs to ensure conformity.
b) Align the election schedule with the same duration of other elections run by SSMU.

After consultation, the previous FYC expressed the benefits of having a longer nomination period, especially as students are just transitioning into McGill life. No one expressed concern that the new FYC will form only in beginning of October instead of middle/end of September due to the longer schedule. Therefore, the new election schedule was approved by Board on July 21, 2026.

- Nomination period: August 31 - September 14
- Extended Nomination period: until September 16 (any position less than 2 candidates)
- Campaigning period: September 17 - 20
- Voting period: September 21 - October 2

The Voting eligibility was clarified, as both the IRs and the FYC constitution did not make it clear. After discussion with the Internal Counsel and Corporate Secretary, the following was agreed. To be eligible to vote, students must:

a) Be an incoming student at McGill (as identified in the Minerva lists) AND
b) Be of U0 or U1 status (e.g. U1 students who are in their 2nd year cannot vote)
c) An exception was granted to the Integrated Nursing program, who begin their studies with U2 status despite being new students at McGill.

Recruitment of Candidates

Extensive work was done during First Year events to encourage students to run and/or vote for First Year Council. Majority of the work was done through tabling, we received many questions and handed out many nomination forms, while encouraging people to get involved with SSMU. Special thanks to the executive team for helping Elections SSMU on this.

The First Year Council was also mentioned in emails to first year students and the First Year Presentation.

An info session was held on September 2, 2026, in which we had an attendance of about 10 members. I was informed there was some difficulty in locating our Peel office, where this was held.

The number of candidates, at the end of the nomination period is as follows:

Position	Nominations (2026)	Previous Years				
		2025	2023	2022	2021	2020
President	**5**	**7**	**1**	**3**	**1**	**5**
VP Internal	**4**	**6**	**3**	**1**	**1**	**2**
VP External	**4**	**6**	**2**	**1**	**3**	**2**
VP Student Affairs	**3**	**7**	**3**	**1**	**1**	**2**
VP Finance	**3**	**1**	**1**	**1**	**3**	**1**

(Don't ask about 2024, I don't know what happened, I think everyone just forgot to do elections.)

We didn't get as many nominations as we wished this year, but still a decent amount to allow for some *healthy* competition.

Several withdrawals happened through the process. If they withdrew before the start of the voting period, their names were not on the ballot:

Position	Withdrawals before voting period	Withdrawals after voting period	Final # of candidates at the end of voting
President	**-**	**-**	**5**
VP Internal	**1**	**1**	**2**
VP External	**1**	**-**	**3**
VP Student Affairs	**1**	**-**	**2**
VP Finance	**-**	**-**	**3**

Slates, which were introduced in the 2025/26 school year, were used by 5 candidates. Previously, slate campaigning was prohibited.

Slate	Members
G.Y.D.E (Graciella & Yasmeen: Driving, Education, Support, and Representation)	**2 (President, VP Finance)**
MAP (McGill Advocacy Platform)	**3 (VP External, VP Student Affairs, VP Finance)**

Campaigning

Campaigning mostly took place through social media (Instagram) and posters. A relatively large number of candidates were awarded demerit points compared to other candidates, but the majority were minor.
The most common violation was posting unapproved material.

Candidate	Position contested	Members	Amount Declared
Aassila, Sami (MAP)	VP External	6	$0.00
Aranda, Enrique	President	1	$0.00
Arevalo Morales, Jose Santiago	VP External	0	*Pending*
Balogun, Yasmeen (G.Y.D.E.)	President - **ELECTED**	19	$8.00
Cao, Siyuan	VP Internal - **ELECTED**	14	$5.00
Chugani, Rhea	VP External - **ELECTED**	0	$5.07
Hasni, Maram	President	2	*Pending*
Jenkins, Renji (MAP)	VP Finance	1	$28.89
Khaled, Raya	President	10	$3.53
Langella, Nicolas	VP Finance	0	$0.00
Lehmann-Charley, Emilie	VP Internal	0	$0.00
Mekueko, Graciella (G.Y.D.E.)	VP Finance - **ELECTED**	0	$6.38
Sosa, Nicholas P.	President	1	*Pending*
Thukral, Rohan (MAP)	VP Student Affairs	10	$12.13
Zhu, Ema	VP Student Affairs - **ELECTED**	3	$0.00

Pending = Amount under investigation by Elections SSMU (mostly confirming the candidate spent nothing, will be finalized by end of November and published)

Get out the vote effort

Due to the lack of Deputy Returning Officer during this position, the majority of the work was done through email blasts. There was an attempt to table with the VP External portfolio (joint provincial exam / First Year Council get out of the vote), but that happened once with the presence of Elections due to scheduling issues.
In the future, the elections team can consider tabling at residences, which are majority first year students, as it would be hard to locate the students eligible for voting in any other place.

Results

- President: Yasmeen Balogun (G.Y.D.E.)
- VP Internal: Siyuan Cao
- VP External: Rhea Chugani
- VP Finance: Graciella Mekueko (G.Y.D.E.)
- VP Student Affairs: Ema Zhu

Please see SimplyVoting results tab for detailed breakdown of votes. Elections SSMU runs voting through a preferential, single transferable vote calculation method.

Voter Turnout

1233 (17.8%) out of 6911 eligible electors voted in this election.

Rank	Faculty	Electors	Voted	%
1	FACULTY OF ENGINEERING	820	166	20.2
2	FACULTY OF EDUCATION	508	102	20.1
3	FACULTY OF LAW	194	39	20.1
4	SCHULICH SCHOOL OF MUSIC	106	21	19.8
5	INTERFACULTY, B.A. & SC.	258	49	19
6	SCHOOL OF PHYS & OCC THERAPY	69	13	18.8
7	FACULTY OF ARTS	2207	407	18.4
8	INGRAM SCHOOL OF NURSING	410	74	18
9	FACULTY OF SCIENCE	1401	237	16.9
10	DESAUTELS FACULTY MANAGEMENT	758	109	14.4
11	FACULTY OF MEDICINE & HLTH SCI	151	14	9.3
12	FAC DENTAL MEDICINE & ORAL HS	29	2	6.9
	TOTAL	**6911**	**1233**	**17.8**

The voter turnout is extremely interesting to analyze, as the voting pattern from incoming students, seem to differ from our regular SSMU elections.
Engineering and Education were among the top voting faculties, normally unheard of in regular SSMU elections. This could be because of candidates running from these faculties.
Medicine and Dentistry remain to have one of the lowest turnouts, which may be explained by having no candidates from those faculties, and that professional programs generally show less interest in these elections.

Programs with the highest turnout (>50 students)

Faculty	Program	Electors	Voted	% Voted
INGRAM SCHOOL OF NURSING	NURSING	124	49	39.5
FACULTY OF EDUCATION	KINESIOLOGY	112	35	31.3
FACULTY OF ARTS	HISTORY	29	9	31
FACULTY OF SCIENCE	STATS & COMPUTER SCIENCE	23	7	30.4
FACULTY OF EDUCATION	TESL ELEMENTARY AND SECONDARY	24	7	29.2
FACULTY OF SCIENCE	PSYCHOLOGY	39	11	28.2

Nursing and Kinesiology both had candidates running (which were elected), which may explain the high voter turnout.

Programs with the lowest turnout (>20 students)

It is worth noting that there were 32 programs who did not vote, with the program size ranging from 1 to 34 people.

Faculty	Program	Electors	Voted	% Voted
FACULTY OF SCIENCE	MATHEMATICS	34	0	0
FAC DENTAL MEDICINE & ORAL HS	DENTISTRY	29	2	6.9
FACULTY OF ARTS	SOCIOLOGY	27	2	7.4
FACULTY OF EDUCATION	PHYSICAL AND HEALTH EDUCATION	64	5	7.8
INGRAM SCHOOL OF NURSING	INTEGRATED NURSING	286	25	8.7
FACULTY OF MEDICINE & HLTH SCI	MEDICINE	147	14	9.5

Physical and Health Education and Integrated Nursing has repeatedly been one of the programs with the lowest turnout.

Voting Patterns

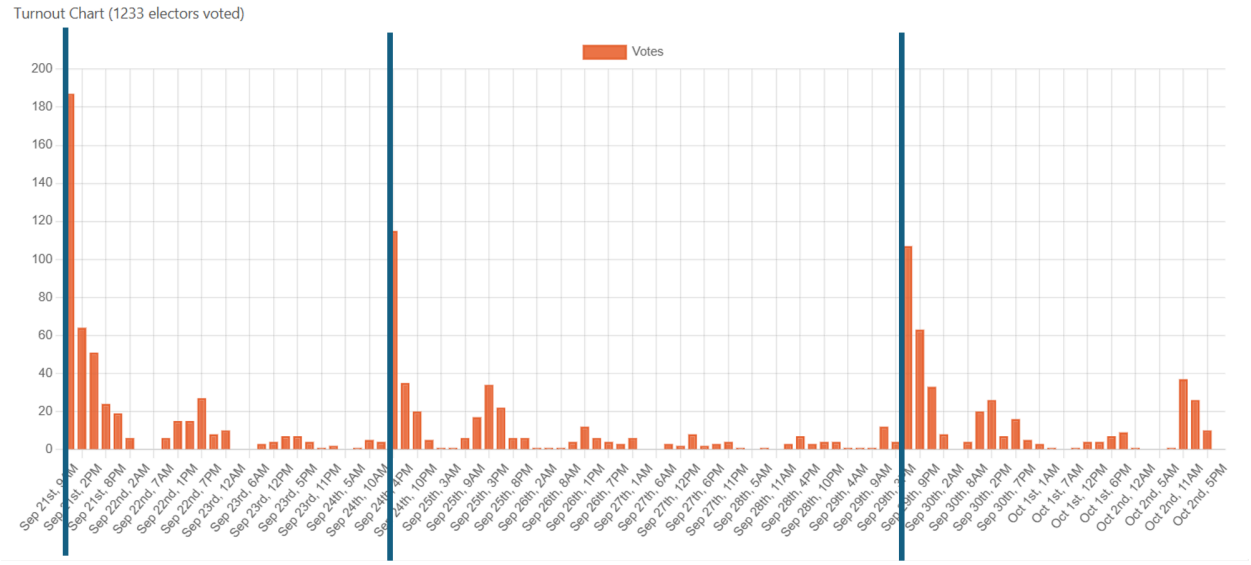

Email Reminders:

Time	Email Title	Notes
September 21, 2026 9:00 AM	VOTE! SSMU First Year Council / VOTEZ! Conseil de première année de l'AÉUM	Initial email sent to all students
September 24, 2026 2:00 PM	Reminder: SSMU First Year Council / Rappel : Conseil de première année de l'AÉUM	Reminder email sent to those who haven't voted
September 29, 2026 5:15PM	Reminder: SSMU First Year Council (We need 200 more people to vote!) / Rappel : Conseil de première année de l'AÉUM (Nous avons besoin de 200 personnes de plus pour voter !)	Reminder email sent to those who haven't voted

The blue line represents every time an email blast is sent. As you can see, our reminder emails continue being the best way to increase voter turnout.
For this election, we went with the standard 2 reminder emails. The spike on October 2nd is due to the launch of the ratification ballot of the Fall 2026 General Assembly.

Issues for Voting

As always, there is always some confusion as to who gets to vote in this election. There was a question whether candidates for Global Engineering in France can vote, which they were unable to as they are not registered at McGill students yet.

Analysis & Conclusions

The turnout this year was slightly higher than last year, which was 17.0%. The First Year Council election is a valuable opportunity for SSMU to conduct outreach for new students and parents on campus.

The info session was well attended and we received questions from various enthusiastic first years. However, the election aspect appeared intimidating for a portion of the membership.

Multiple faculties have their own version of the First Year Council, which also left some members confused as to what the differences are, and what is better to join. Future VP Internals can aim to define better the scope of the First Year Council.

Extending the nomination process appears to be beneficial in terms of recruitment of candidates. The only drawback I observed was the First Year Council VP External joined the Legislative Council later than usual.

This is an election that requires the close cooperation of the Elections SSMU and VP Internal. With the Reinstatement of the First Year Fund approved in Fall 2025 and the increased social media activity last year, I have high hopes for the First Year Council to play a bigger role in SSMU. According to our Memorandum of Agreement (MoA) with McGill, executives running for election must have completed 18 months and 18 credits at McGill, which means the First Year Council is the best way for incoming students to get involved.

The Constitution of the First Year Council still specified positions that were previously appointed (Athletics Rep, Off Campus Rep, Sustainability Rep), which were not put to election or recruited last year. The VP Internal this year also elected not to recruit for these positions, which led a bit of confusion among interested parties, amending the Constitution would be beneficial for these situations.

We attempted to schedule a results reveal event, but ended up with an online Google Meets announcement as Gerts' Bar was booked. In the future, we can consider a more exciting in person event.

Élections de l'AÉUM
Elections SSMU

Située sur les territoires traditionnels des collectivités Haudenosaunee et Anishinaabe.
Located on Haudenosaunee and Anishinaabe, traditional territories.

elections@ssmu.ca | elections.ssmu.ca | 3501 rue Peel, Montréal, QC, H3A 1W7

SSMU Fall 2026 General Assembly

Background

Regular General Assemblies are held at least once per semester and are open to all SSMU members. The Motion Regarding the Academic Boycott of the Hebrew University of Jerusalem Exchange Program ("HUJI Boycott") was submitted by Member Kheireddine, where the voting of the motion occurred on September 28, 2026. Quorum for Regular General Assemblies is 350 members.
Following the submission of the motion, the steering committee decided the motion should be voted on via secret ballot. I suggested to the Internal Counsel and Corporate using the SimplyVoting platform to ensure all members voting were SSMU members and for ease of counting (results are almost instantaneous). This suggestion was adopted, and became the reason why Elections SSMU was involved in this semester's General Assembly.
The last General Assembly was held on Fall 2025, as the Winter 2026 General Assembly did not occur due to no motions being received by the steering committee.

General Assembly & Election Process

Members were eligible to vote for the General Assembly only if present at time of the motion presentation and voting. If members left early, they were checked out and not included in the final elector list. As a sign up process already existed, it was not difficult to establish an electoral list. Doors were officially closed when the Motion was presented, allowing time for me to upload the final electoral list onto SimplyVoting, which sometimes takes several minutes.
The ballot was prepared in advance and the motion linked. A QR code, directing the members to the SimplyVoting website was presented at time of voting. An email blast was not sent due to the several minute delay from SimplyVoting in the case of long electoral lists.

Electoral List

432 SSMU members were present for voting.

Faculty	In Attendance	% of attendees of GA[1]	% turnout of Faculty[2]
DESAUTELS FACULTY MANAGEMENT	8	1.85%	0.30%
FAC DENTAL MEDICINE & ORAL HS	1	0.23%	0.57%
FACULTY OF ARTS	265	61.34%	3.26%
FACULTY OF EDUCATION	6	1.39%	0.33%
FACULTY OF ENGINEERING	33	7.64%	0.84%

FACULTY OF LAW	13	3.01%	1.75%
FACULTY OF MEDICINE & HLTH SCI	0	0.00%	0.00%
FACULTY OF SCIENCE	65	15.05%	1.27%
INGRAM SCHOOL OF NURSING	2	0.46%	0.22%
INTERFACULTY, B.A. & SC.	35	8.10%	4.79%
SCHOOL OF PHYS & OCC THERAPY	0	0.00%	0.00%
SCHULICH SCHOOL OF MUSIC	4	0.93%	0.90%
TOTAL	**432**	**-**	**1.67%**

[1] Number in attendance divided by the total in attendance at the General Assembly

[2] Number in attendance divided by the total number of SSMU members at the faculty

The majority of the attendees studied in the Faculties of Arts and Science. Accounting for variances of faculty number, the event was most attended by the students Interfaculty and Arts.
There were no members from the Faculty of Medicine and Health Sciences and School of Physical and Occupational Therapy present at the General Assembly.
As far as I know, this is the first analysis of members who attend our General Assembly. It seems that students from several faculties are overrepresented and may dominate decision making for the SSMU membership, however, this is potentially offset by a ratification process.

Voting started approximately at 7:47 PM, and the ballot closed at 8:04 PM, with ample warning to ensure all members who wished to cast a vote did.

Time vote was submitted in SimplyVoting	Number	%
Opening of ballot - 7:50 PM	392	94.00%
7:50 - 7:55 PM	16	3.84%
7:55 - 8:00 PM	7	1.68%
8:00 PM - Closing of ballot	5	1.19%

392 members cast their ballot before 7:50 PM. The vast majority was able to cast a vote within 3 minutes of voting starts.

Results

417 out of 432 members present in the General Assembly voted, representing a 97.0% turnout.

Option	Number	%
YES	408	97.8%
NO	9	2.2%

4 members chose to abstain.

As quorum was met and the motion was passed with a simple majority, the motion proceeded to an online ratification process.

Issues for Voting

17 members reported issues for voting during the General Assembly, which were all resolved.

Issue	Members	Resolved
Not able to vote - Member not marked as present	15	15 (Added to electoral list after verifying student ID)
Not able to vote - Alias email issue	1	1 (Modified elector email address, which granted access to ballot)
Not able to vote - 2-factor authentication issue with McGill login	1	1 (Voted on CRO's computer)

SimplyVoting records confirmed all members who reported an issue successfully casted a ballot, and all issues were resolved before closing of the ballot.

Analysis & Conclusions

This is one of the first instances in the past few years where SimplyVoting and Elections SSMU were employed in the General Assembly. In my opinion, the implementation of SimplyVoting for voting was successful.

Despite 17 members reporting issues, they were all resolved within a 15-minute window. In the future, the elections team can be more equipped by having spare laptops for those without access to a mobile access, and people ready to resolve voting issues.

The main issue was caused by the people not being checked in properly, which is understandable considering 400+ members were entering and leaving the SSMU Ballroom in a short period of time. Issues were able to be resolved, and to our knowledge, everyone who wanted to vote was able to cast a vote. The voting and results reveal was able to be completed in <20 minute window, which is considerably faster than other methods, and created less work for the Secretariat.

While SimplyVoting was successful for the main motion, it still cannot fully replace voting for other aspects of the General Assembly. However, Elections SSMU is open to exploring different ways SimplyVoting can be used in governance in SSMU and faculty councils.

Élections de l'AÉUM
Elections SSMU

Située sur les territoires traditionnels des collectivités Haudenosaunee et Anishinaabe.
Located on Haudenosaunee and Anishinaabe, traditional territories.

elections@ssmu.ca | elections.ssmu.ca | 3501 rue Peel, Montréal, QC, H3A 1W7

Ratification of the Motion Regarding the Academic Boycott of the Hebrew University of Jerusalem Exchange Program "HUJI Boycott" (Fall 2026 General Assembly)

Background

According to the governing documents, any motion in the General Assembly passed (that met quorum) requires an online ratification process.
Online ratifications have become more and more common, some previous ratification votes included:

- Fall 2026: Motion Regarding a Strike for Divestment from Genocide
- Winter 2025: Motion Regarding a Strike in Support of Palestinian Liberation
- Fall 2024: Motion to impeach President Taylor
- Winter 2022: Motion Regarding the Removal of Officer Daryanani

Elections SSMU is required to start the online ratification within 7 days of the ratification, with no specification of the duration. After consultation with the mover and Internal Counsel and Corporate Secretary, the ratification began October 2nd and ended October 13th. The beginning date was to accommodate for time for translation and ballot set-up, and the duration was longer than previous ratifications accounting for the Fall reading week.

Campaigning

A "Yes" campaign was registered. No "no" campaign was formed.
The mandatory campaign committee was held in person right after the General Assembly, outlining all campaigning regulations, emphasizing no external support.
Campaigning was generally respectful, with minimal concerns received by Elections SSMU.
Campaigning activity noticeably decreased after the start of the reading week.

Campaign	Chairperson	Members	Amount Declared
"Yes" Campaign for the Motion Regarding the Academic Boycott of the Hebrew University of Jerusalem Exchange Program ("HUJI BOYCOTT")	Kheireddine, Sumayya	**17**	$157.60

See more detailed information here -

Candidate Financial Declarations - GA Fall 2026 Ratification (3).pdf

Get out the vote effort

The majority of the promotion was done on social media, as experience shows ratification votes generally have no issue meeting quorum, especially when the issue is controversial. There was considerable effort on Elections SSMU to be neutral and ensure messaging does not favor a certain side.

Results

3897 (15.1%) of 25812 electors voted in this election

Option	Number	%
YES	2912	77.3%
NO	853	22.7%
Abstains	132	

As quorum was met, and there was a greater number of yes votes than no, the motion passed.

	Turnout	Yes	No
DESAUTELS FACULTY MANAGEMENT	12.1%	**54.3%**	45.7%
FAC DENTAL MEDICINE & ORAL HS	10.2%	55.6%	44.4%
FACULTY OF ARTS	17.9%	82%	18%
FACULTY OF EDUCATION	9.1%	70.3%	29.7%
FACULTY OF ENGINEERING	11.9%	77.4%	22.6%
FACULTY OF LAW	37.9%	79.9%	20.1%
FACULTY OF MEDICINE & HLTH SCI	11.8%	58.9%	41.1%
FACULTY OF SCIENCE	14.4%	80.9%	19.1%
INGRAM SCHOOL OF NURSING	9.4%	81.6%	18.4%
INTERFACULTY, B.A. & SC.	19.7%	**84.4%**	15.6%
SCHOOL OF PHYS & OCC THERAPY	18.5%	57.5%	42.5%
SCHULICH SCHOOL OF MUSIC	13.9%	80.3%	19.7%
TOTAL	**15.1%**	**77.3%**	**22.7%**

While analyzing the results of individual faculties, all faculties had a greater number of yes votes, although numbers varied from 54.3% to 84.4%, a considerable variation.

- Faculties with greatest support of the motion: Interfaculty, Arts, Nursing
- Faculties with least support of the motion: Desautels, Dentistry, Medicine

Voter Turnout

1233 (17.8%) out of 6911 eligible electors voted in this election.

Rank	Faculty	Electors	Voted	%
1	FACULTY OF LAW	742	281	37.9
2	INTERFACULTY, B.A. & SC.	732	144	19.7
3	SCHOOL OF PHYS & OCC THERAPY	227	42	18.5
4	FACULTY OF ARTS	8151	1463	17.9
5	FACULTY OF SCIENCE	5135	739	14.4
6	SCHULICH SCHOOL OF MUSIC	445	62	13.9
7	DESAUTELS FACULTY MANAGEMENT	2648	320	12.1
8	FACULTY OF ENGINEERING	3929	469	11.9
9	FACULTY OF MEDICINE & HLTH SCI	964	114	11.8
10	FAC DENTAL MEDICINE & ORAL HS	176	18	10.2
11	INGRAM SCHOOL OF NURSING	890	84	9.4
12	FACULTY OF EDUCATION	1772	161	9.1
	TOTAL	**6911**	**1233**	**17.8**

Unsurprisingly to me, law students top the voter turnout (by a huge margin), as always. LSA had byelections during the voting period, which helped with the voter turnout by members voting on both mallets. Management had elections during that time had the effect seemed to be less.
The anomaly from my experience is the Faculty of Education having the lowest turnout for this election, and PT/OT having a relatively high turnout.

Programs with the highest turnout (>50 students)

Faculty	Program	Electors	Voted	% Voted
FACULTY OF LAW	LAW	736	280	38
FACULTY OF ARTS	HISTORY	319	91	28.5
FACULTY OF ARTS	ANTHROPOLOGY	133	35	26.3
FACULTY OF ARTS	SOCIOLOGY	170	42	24.7
FACULTY OF SCIENCE	MEDICAL PREPARATORY	91	22	24.2
FACULTY OF ARTS	POLITICAL SCIENCE	1329	312	23.5

Law <3
Political Science is back on the leaderboard this year after a considerable absence! It seems for this election, Arts students were very eager to vote.

It is interested to see Med-P students vote, considering that Medicine has a considerable low turnout (Med-P students continue to the Faculty of Medicine as MDCM students).

Programs with the lowest turnout (>50 students)

It is worth noting that there were 32 programs who did not vote, with the program size ranging from 1 to 26 people.

Faculty	Program	Electors	Voted	% Voted
FACULTY OF EDUCATION	PHYSICAL AND HEALTH EDUCATION	230	5	2.2
FACULTY OF ARTS	STATISTICS	97	3	3.1
INGRAM SCHOOL OF NURSING	INTEGRATED NURSING	581	36	6.2
FACULTY OF EDUCATION	KINDERGARTEN & ELEMENTARY ED	489	31	6.3
FACULTY OF SCIENCE	STATISTICS	77	6	7.8
FACULTY OF ENGINEERING	CO-OP IN MATERIALS ENGINEERING	297	25	8.4

Most of these programs are no strangers to being on this board, only Co-Op in Materials Engineering is joining the club newly.

Ironically enough, our statistics students do not like voting.

Physical and Health Education is a common friend where we have seenmultiple times throughout my time as CRO, and I can't quite figure out the reason.

Voting Patterns

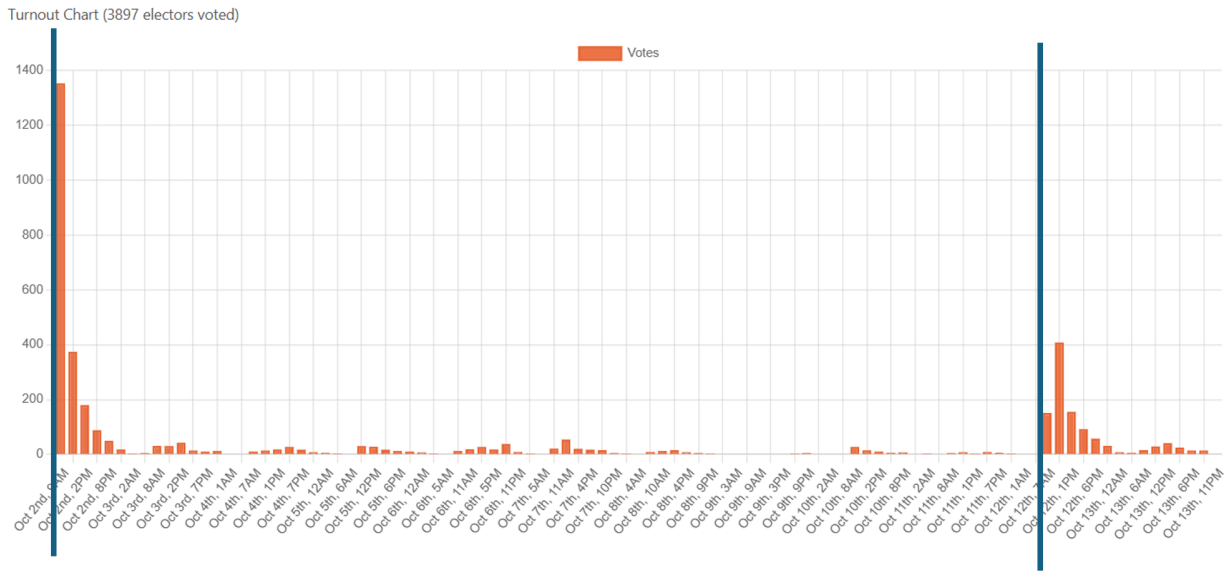

Email Reminders:

Time	Email Title	Notes
October 2, 2026 9:00 AM	Ratification of the Motion Regarding the Academic Boycott of the Hebrew University of Jerusalem Exchange Program "HUJI Boycott" / Ratification de la Motion concernant le boycottage étudiant du Hebrew University of Jerusalem « BOYCOTT HUJI »	Initial email sent to all students
October 12, 2026 10:00 AM	Reminder: Ratification of the Motion Regarding the Academic Boycott of the Hebrew University of Jerusalem Exchange Program / Rappel : Ratification de la Motion concernant le boycottage étudiant du Hebrew University of Jerusalem	Reminder email sent to those who haven't voted

The blue line represents every time an email blast is sent. As you can see, our reminder emails continue being the best way to increase voter turnout.
For this election, we decided with only 1 reminder, considering that there is a Fall Referendum in the horizon and we did not want members to be unsubscribing from emails.

Issues for Voting

None reported for this election from the membership.
The VP University Affairs drew attention to the whereas clauses of the ballot, which were deemed to be inaccurate as the motion must go through Senate Steering Committee first. Usually, the Elections team and Internal Counsel and Corporate Secretary drafts the whereas clauses to ensure neutrality. Future ratification vote should ensure consultations are done to ensure whereas clauses are accurate.

Analysis & Conclusions

The voter turnout, to be honest, fell short of expectations, considering the record breaking 36.1% turnout we had last year. However, this might be due to the motion being "less controversial," and it not being a strike.

Term	Ratification Vote Motion	Result	Turnout
Fall 2025	Motion Regarding a Strike for Divestment from Genocide	77.3% YES	36.1%
Winter 2025	Motion Regarding a Strike in Support of Palestinian Liberation	72.0% YES	17.0%
Fall 2024	Motion to impeach President Taylor	58.6% NO	16.9%
Winter 2022	Motion Regarding the Removal of Officer Daryanani	86.8% YES	12.6%

The flip side is that due to the motion not being as controversial, less election anomalies and complaints were received. There was relatively fewer discourse of this election and the motion

compared to motion last year. There was a small debate that erupted in the Instagram comments after the result announcements, but the majority of the process was peaceful.
There was noticeably less incidence of external support compared to last year.

There have been discussions to modify the quorum for ratification of General Assemblies, especially after 2 strikes have been called with a 10% quorum. The Special Referendum Concerning Amendments to the SSMU Constitution and Strike Quorum, held in April 2026 contained a question to have the membership decide our strike quorum, but failed due to quorum not being met (funnily enough). In the future, the quorum might change, mandating the Elections team to ensure the election meets quorum.

Élections de l'AÉUM
Elections SSMU

Située sur les territoires traditionnels des collectivités Haudenosaunee et Anishinaabe.
Located on Haudenosaunee and Anishinaabe, traditional territories.

elections@ssmu.ca | elections.ssmu.ca | 3501 rue Peel, Montréal, QC, H3A 1W7

Fall Referendum

Background

The Fall and Winter Referenda are regularly scheduled elections at SSMU. The Fall Referendum exists as a standalone ballot, and the Winter Referendum is held concurrently with the SSMU Executive Elections.

Historically, referenda have been difficult to reach quorum. Turnout barely passes 20%, with few exceptions when more debated questions are on the ballot (Fall Referendum 2023 with 35.1% turnout - Policy Against Genocide in Palestine, Winter Referendum 2018 with 24.8% turnout - Fall Reading Break).

Referendum questions may appear on the ballot via 2 ways:

a) Legislative Council Initiated: The Legislative Council may initiate a referendum question by way of a resolution of council. If passed by a two-thirds majority (⅔), it will be put to Members during the following Referendum period.
b) Member Initiated: Any SSMU member may initiate a referendum question through a submission through Election SSMU. Once approved, the member shall collect the signatures of at least five hundred (500) members or the signatures amounting to two (2) percent of the membership, whichever is less, on a petition. The total signatures submitted shall be from at least seven (7) different faculties or Schools, with not more than thirty-five percent (35%) being from any one Faculty or School.

The revisions of the IRs in December 2025 raised required signatures for member initiated questions to 500 signatures. Member-initiated questions that concern revisions of the Constitution and the Internal Regulations are presented as recommendations to the Legislative Council that are required to be voted on.

Questions for the referendum were presented at the Legislative Council on October 8, 2026, where all motions passed. Additional plebiscite questions were presented at the Legislative on October 22, 2026, where all motions passed as well.

On the ballot:

Question	Number
Legislative Council Initiated Questions	4
Member Initiated Questions	0
Plebiscite Questions	9

This semester had considerably less number of fees to pass compared to our past terms, with only 1 question on the ballot being a fee question.
2 questions on the ballot were existence referenda from ISGs. Due to their MoA of McGill, 2 organizations (CKUT, QPIRG) had to run a referendum at SSMU and PGSS to continuation their MoA with McGill and continue charging student fees.
1 question concerned a Constitutional Amendment to account for Athletics Teams that were incorporated into SSMU.

Thanks for the plebiscite questions, the ballot remained long. 3 separate motions submitted a total of 9 questions. While I maintain the position that plebiscites are essential and a good way to survey the population, the long answer format for many of the questions (shoutout to Harry) made the time to complete the ballot longer. Either way, I am happy executives and councillors are using the opportunity for plebiscites more and more. In the Winter 2026 Referendum, there were no plebiscite questions, and in Fall 2025, there was only 1 plebiscite question.

A big problem when it comes to referendum questions is starting work too late to the deadline. Most of the time, starting work during the nomination process means it is too late due to consultations and back and forth required. Considerable effort has been put into our messaging to ensure organizations and members start early.

This semester, all motion proposers were asked to write their own Whereas clauses, to reduce effort for the Elections team and McGill. There was a cap of 6-7 whereas clauses to reduce their ballot length, as QPIRG and CKUT initially proposed Whereas clauses that were longer than one page.

Campaigning

3 out of the 4 questions had a "Yes" Campaign registered, which is relatively high compared to previous referenda (no campaigning is permitted for plebiscite questions). The campaigns are

- "Yes" campaign for Existence Referendum for QPIRG
- "Yes" campaign for Existence Referendum for CKUT Radio
- "Yes" campaign for the Increase of the Plate Club Fee

On October 8, 2026, the following motions were passed at Legislative Council, allowing the respective bodies to campaign:

- Motion to suspend sections 6.2 and 6.12 of the IRs of Elections and Referenda to allow the SSMU staff under the Plate Club and the Athletic temporary interim clubs to campaign for their respective referenda (President Abu-Alkhair, Councillor Jones) - **APPROVED UNANIMOUSLY**
    - Increase of the Plate Club Fee
    - Constitutional Amendment re: athletics

Campaigning should normally only be done by the SSMU membership, therefore this motion was necessarily to allow Plate Club staff and Athletics staff to campaign.

- Motion to suspend section 6.21 of the IRs of Elections and Referenda to allow the following external bodies to campaign: (President Abu-Alkhair, Councillor Jones) - **APPROVED UNANIMOUSLY**
    - QPIRG for the QPIRG Existence referendum motion
    - CKUT for the CKUT Existence referendum motion

ISGs are defined in our Internal Regulations as external bodies, which prohibits them from campaigning. These motions allows them to run a "Yes" campaign.

All campaigns put a considerable amount of effort into campaigning, which multiple SSMU members and staff involved. Shoutout for CKUT radio who submitted a huge amount of campaigning material for approval that made sure our Deputy Returning Officer was busy.

Campaign	Chairperson	Members	Amount Declared
"Yes" Campaign for the Existence Referendum of QPIRG	Desjardins, Laurence	**98**	**$217.15**
"Yes" Campaign for the Existence Referendum of CKUT Radio	Korstanje, Kasen	**65***	**$288.80**
"Yes" Campaign for the Increase of the Plate Club Fee	Bloom, Hannah	**4**	**$115.00**

**Contains 1 MCSS member who received approval from Elections SSMU when the member has Downtown classes*

For more information, please refer to Campaign Financial Declarations - Fall Referendum.pdf

Get out the vote effort

Thanks for the new hiring for a Deputy Returning Officer, more efforts in election promotions were done, considering the need to get to quorum.

- **On-campus tabling**: booths set up in high traffic areas to create direct conversation with voters, address questions regarding the referendum, and persuade members to vote! This often came with incentives; candy before Halloween or SSMU merchandise
    - Student residences and areas near but not right outside large classrooms worked best. Students were neither in a rush nor locked in, and most were very curious and directly came up to our table!
- **Flyering at SSMU free lunch**: stand-up version of tabling targeting students already waiting in the free lunch line; higher likelihood of voting because they are stationary, aware of SSMU, and appreciative of freebies
- **Instagram posts and interactive stories**: highlighted countdowns, steps to vote, direct ballot links
    - Communication issues with comms (oh the irony) meant our promotional videos weren't able to be posted come time for voting period
    - Ability to track interaction directly was helpful (light threats and fun visuals were effective)
    - SSMU Elections Instagram account gained interactions and views when collaborating with SSMU Instagram, who have a greater following
- **Classroom announcements**: elevator pitch right before classes in Leacock, slideshow of QR code in background
    - Hard to get ahold of class scheduling and, in retrospect, should have began with emails to professors asking for permission but so much visibility in such a short amount of time meant it was really effective
    - Increase effort to speak in front of classes
    - Harry and I got scolded at BIOL 200 for not emailing beforehand 🙂
- **Email blasts**: three in total–one to signal the start of voting period, two reminders to vote in the following week going to only those who haven't voted
    - Remains peak method
    - No notes

Élections de l'AÉUM
Elections SSMU

Située sur les territoires traditionnels des collectivités Haudenosaunee et Anishinaabe.
Located on Haudenosaunee and Anishinaabe, traditional territories.

elections@ssmu.ca | elections.ssmu.ca | 3501 rue Peel, Montréal, QC, H3A 1W7

Results

4357 (16.9%) of 25814 electors voted in this election.

Binding Questions

Question	Yes	No	Abstain
Existence Referendum of QPIRG	**84.3%**	**15.7%**	**14.3%**
Existence Referendum of CKUT Radio	**84.4%**	**15.6%**	**11.5%**
Increase of the Plate Club Fee	**78.1%**	**21.9%**	**15.2%**
Constitutional Amendment Concerning Athletics Teams	**91.2%**	**8.8%**	**20.7%**

All questions were passed! High amount of support for the constitutional amendment.

Non-Binding Plebiscite Questions

Question	Yes	No	Abstain
Would you support the creation of an opt-outable Athletic Team Fee of at least $0.30?	**82.6%**	**17.4%**	**17.2%**
Would you support a higher fee, which would include an Athletic Teams Fund, between $1.00 and $3.00, to offer financial support for team expenses?	**58.2%**	**41.8%**	**24.3%**

The membership seems to be in favor of an athletics fee and is generally in support for these teams. However, many members are also cost conscious, showing a visible less approval rate for the higher fee.

Question	Maintain[1]	Reduce[2]	No preference	Abstain
Given the Library Improvement Fund's limited budget, which of the following would you prefer the Fund to prioritize?	**75.1%**	**15.2%**	**9.7%**	**8.8%**

[1] Maintaining the current extended library hours during midterm and final examination periods..
[2] Reducing some extended library hours to allocate additional funding toward library services, facilities, and improvement projects

The membership is mostly in favor of prioritizing maintaining the library hours with the fund.

The open-ended questions are still being analyzed, namely the Plebiscite Questions Concerning Affordability. and will be published and presented as a report to the Legislative Council by the last LC of the semester. Stay tuned!

Results, Analysis, Voter Turnout - Plebiscite Questions Concerning the Library Improvement Fund

Results, Analysis, Voter Turnout - Plebiscite Questions Concerning the SSMU Athletics Team Fee

Élections de l'AÉUM
Elections SSMU

Située sur les territoires traditionnels des collectivités Haudenosaunee et Anishinaabe.
Located on Haudenosaunee and Anishinaabe, traditional territories.

elections@ssmu.ca | elections.ssmu.ca | 3501 rue Peel, Montréal, QC, H3A 1W7

Breakdown by Faculty - Referendum and Plebiscite Single Choice Questions

Note: The percentage concerns the amount of Yes votes, to figure out the No votes simply minus 100% - Yes votes.

	Total	Desautels	Dentistry	Arts	Education	Engineering	Law	Medicine	Science	Nursing	Interfaculty	PT/OT	Music
Voter Turnout	16.90%	13%	10.20%	19.20%	13.20%	14.40%	38.10%	9.60%	16.70%	12.00%	25.90%	8.40%	17.20%
QPIRG	3145	179	7	1231	151	370	211	53	643	68	156	12	64
	84.30%	64.60%	50%	89.40%	78.20%	79.60%	86.50%	65.40%	86.50%	78.20%	92.30%	85.70%	94.10%
CKUT	3254	196	8	1320	153	383	207	50	642	59	162	10	64
	84.40%	69.50%	53.30%	90.60%	77.70%	79.30%	86.30%	61.70%	84.60%	70.20%	92.60%	76.90%	90.10%
Plate Club	2886	173	8	1320	153	364	194	56	586	51	139	10	53
	78.10%	61.10%	50%	90.60%	75%	77.40%	81.20%	70.90%	79.20%	61.40%	83.70%	76.90%	79.10%
Constitution	3151	244	11	1180	155	414	187	62	617	64	156	12	49
	91.20%	89.10%	84.60%	92.90%	85.60%	91.40%	89.90%	83.80%	90.70%	84.20%	97.50%	92.30%	90.70%
Athletics Fee (a)	2981	213	11	1122	156	383	180	56	594	61	143	13	49
	82.60%	75.80%	78.60%	85.50%	78%	82%	79.60%	72.70%	84%	69.30%	89.40%	81.30%	83.10%
Athletics Fee (b)	1992	146	9	748	97	238	121	40	372	50	91	8	30
	58.20%	54.90%	60%	62.30%	52.40%	55.50%	58.20%	59.70%	58.10%	58.80%	65.90%	61.50%	55.60%

Athletics Fee (a) = Would you support the creation of an opt-outable Athletic Team Fee of at least $0.30?

Athletics Fee (b) = Would you support a higher fee, which would include an Athletic Teams Fund, between $1.00 and $3.00, to offer financial support for team

Interfaculty were generally in favor for most questions, while Dentistry had the lowest approval rate for many questions (note relatively low turnout and numbers).

Breakdown by Faculty - Given the Library Improvement Fund's limited budget, which of the following would you prefer the Fund to prioritize?

	Total	Desautels	Dentistry	Arts	Education	Engineering	Law	Medicine	Science	Nursing	Interfaculty	PT/OT	Music
Maintaining current extended hours.	2985	238	13	1082	144	387	224	57	593	69	129	12	37
	75.10%	80.10%	81%	74.70%	68.60%	76.50%	81.80%	69.50%	75.50%	71.10%	75.00%	70.60%	54.40%
Reducing extended library hours	604	34	2	233	39	73	31	14	138	20	28	3	16
	15.20%	11.40%	12.50%	16.10%	18.60%	14.40%	11.30%	17.10%	17.60%	20.60%	16.30%	17.60%	23.50%
No preference towards either option.	384	25	1	134	27	46	19	11	54	8	15	2	15
	9.70%	8.40%	6%	9.20%	12.90%	9.10%	6.90%	13.40%	6.90%	8.20%	8.70%	11.80%	22.10%

The law faculty is most in favor of maintaining the current library hours, which might be due to the Library Improvement Fund maintaining extended hours at the Law Librar

Voter Turnout

4357 (16.9%) of 25814 electors voted in this election.

Rank	Faculty	Electors	Voted	%
1	FACULTY OF LAW	742	283	38.1
2	INTERFACULTY, B.A. & SC.	731	189	25.9
3	FACULTY OF ARTS	8137	1565	19.2
4	SCHULICH SCHOOL OF MUSIC	443	76	17.2
5	FACULTY OF SCIENCE	5131	858	16.7
6	FACULTY OF ENGINEERING	3924	567	14.4
7	FACULTY OF EDUCATION	1794	237	13.2
8	DESAUTELS FACULTY MANAGEMENT	2645	345	13
9	INGRAM SCHOOL OF NURSING	890	107	12
10	FAC DENTAL MEDICINE & ORAL HS	176	18	10.2
11	FACULTY OF MEDICINE & HLTH SCI	973	93	9.6
12	SCHOOL OF PHYS & OCC THERAPY	227	19	8.4
	TOTAL	**6911**	**1233**	**17.8**

Unsurprisingly to me, law students top the voter turnout (by a huge margin), as always. Oh law, how is Elections SSMU gonna survive without you?
PT/OT dropped to last after having a good run on the Ratification Election.
Our healthcare faculties (Nursing, Medicine, Dentistry) remain at the faculties with low turnout.
Congratulations to Education, who now have a better turnout than other faculties.
Why am I just pitting faculties against each other now?

Programs with the highest turnout (>50 students)

Faculty	Program	Electors	Voted	% Voted
FACULTY OF LAW	LAW	736	282	38.3
FACULTY OF ARTS	LINGUISTICS	136	46	33.8
FACULTY OF SCIENCE	ENVIRONMENT	68	22	32.4
FACULTY OF ARTS	ENGLISH	402	119	29.6
FACULTY OF ARTS	HISTORY	321	92	28.7
FACULTY OF ARTS	ANTHROPOLOGY	133	37	27.8

Let's welcome Environment students to this lineup. Law students remain unbeatable. Faculty of Arts remain to send their programs to the leaderboard.

Programs with the lowest turnout (>50 students)

It is worth noting that there were 35 programs who did not vote, with the program size ranging from 1 to 20 people.

Faculty	Program	Electors	Voted	% Voted
FACULTY OF EDUCATION	PHYSICAL AND HEALTH EDUCATION	230	11	4.8
SCHOOL OF PHYS & OCC THERAPY	PHYSICAL THERAPY NP	107	7	6.5
FACULTY OF SCIENCE	STATISTICS	78	6	7.7
FACULTY OF SCIENCE	SOFTWARE ENGINEERING	68	6	8.8
INGRAM SCHOOL OF NURSING	INTEGRATED NURSING	581	53	9.1
FACULTY OF ARTS	COMPUTER SCIENCE	185	17	9.2

I need a word with Physical and Health Education. Anyone know someone from there? Physical therapy? Why are you here? You had one of the highest turnout in the executive election. Clearly you see my emails.

Voting Patterns

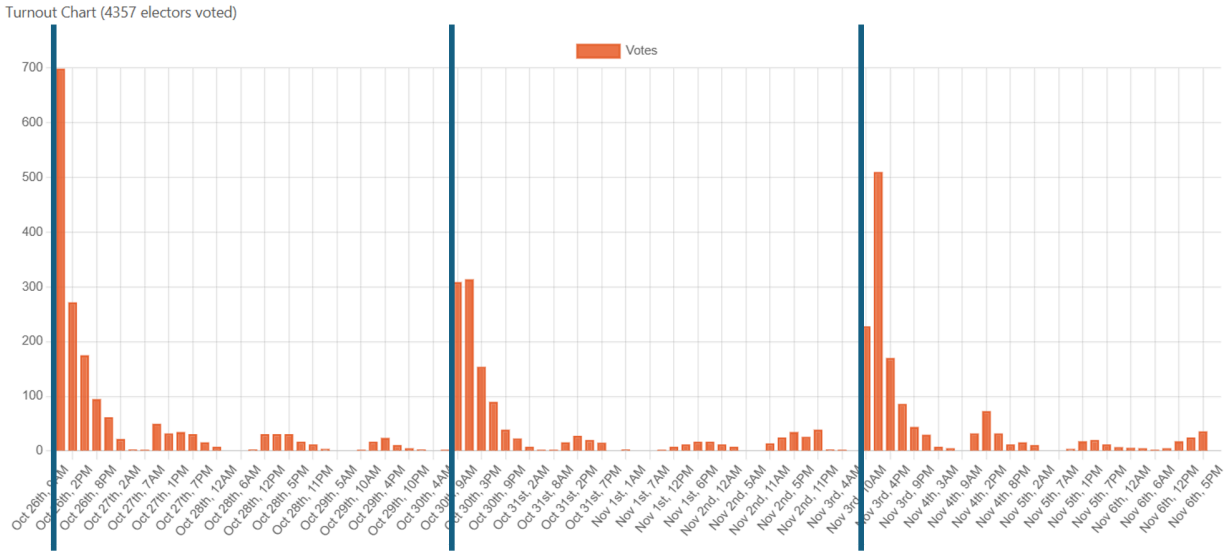

Email Reminders:

Time	Email Title	Notes

October 26, 2026 9:00 AM	SSMU Fall 2026 Referendum / Référendum d'automne de l'AÉUM 2026	Initial email sent to all students
October 30, 2026 8:00 AM	What's scary is that you haven't voted - SSMU Fall 2026 Referendum / Ce qui fait peur, c'est que tu n'as pas voté·e - Référendum d'automne de l'AÉUM	Reminder email sent to those who haven't voted
November 3, 2026 9:00 AM	We need 1000 more people to vote, otherwise this election won't be valid - SSMU Fall 2026 Referendum / Il nous faut 1000 votants de plus, sinon cette élection ne sera pas valide - Référendum d'automne de l'AÉUM	Reminder email sent to those who haven't voted

The blue line represents every time an email blast is sent. As you can see, our reminder emails continue being the best way to increase voter turnout.
For this election, we did the standard 2 reminders. I decided against sending 1 more reminder, which would have probably increased our turnout by 2% as we have had a lot of elections/emails over this semester.
The 3rd email blast did surprisingly well, which makes me wonder whether appealing the membership with concrete numbers and struggling with quorum and help with our turnout.

Issues for Voting

None reported for this election from the membership. Yay!

Analysis & Conclusions

This referendum ran as expected, and was generally smooth running. The Deputy Returning Officer eased a lot of work for the Chief Returning Officer, and allowed for more tabling presence around campus.

Existence referenda are relatively new to the SSMU team, as there are only a few ISGs required to run those, which took some time for SSMU and Elections to understand. Both QPIRG and CKUT underwent more campaigning activity than we expected, especially CKUT with their social media posts. However, campaigning was generally in regulation and respectful.

Plebiscite questions made the ballot long. All questions were approved, as the ballot had very few fee questions this semester. In the future, we may consider capping the amount of plebiscite and/or referendum questions., or the amount of text for each plebiscite question to ensure the membership isn't faced with long ballot filling times. Our experience has shown that the membership isn't particularly keen on long ballots. A previous version of the IRs which was amended in December 2025 capped the amount of plebiscite questions to 10. Another aspect to consider is to cap the amount of



open-ended questions, as they take a considerable amount of time to analyze. That being said, Elections SSMU is in favour of plebiscites and encourages councillors and executives to submit a few questions to be attached along the ballot.

We were able to hit turnout 3 days before polls closed, the same as last year, although the turnout decreased (17.1% compared to 19.1%).

Ballot length remains a concern, which was alleviated by limiting motions to 6-7 whereas clauses. In the future, a more official limit can be considered.

Referendum	Questions
Fall 2026	13
Winter 2026	10
Fall 2025	8
Winter 2025	15
Fall 2024	9

Summary of Voter Turnout by Faculty

Faculty	Yearbook	FYC	Ratification	Referendum	Average
FACULTY OF LAW	28.7	20.1	37.9	38.1	31.2
INTERFACULTY, B.A. & SC.	14.3	19	19.7	25.9	19.725
FACULTY OF ARTS	10.6	18.4	17.9	19.2	16.525
SCHULICH SCHOOL OF MUSIC	12.4	19.8	13.9	17.2	15.825
FACULTY OF SCIENCE	10.6	16.9	14.4	16.7	14.65
SCHOOL OF PHYS & OCC THERAPY	10.1	18.8	18.5	8.4	13.95
FACULTY OF ENGINEERING	8.7	20.2	11.9	14.4	13.8
FACULTY OF EDUCATION	10.9	20.1	9.1	13.2	13.325
INGRAM SCHOOL OF NURSING	9.4	18	9.4	12	12.2
DESAUTELS FACULTY MANAGEMENT	7.4	14.4	12.1	13	11.725
FACULTY OF MEDICINE & HLTH SCI	6.4	9.3	11.8	9.6	9.275
FAC DENTAL MEDICINE & ORAL HS	6.8	6.9	10.2	10.2	8.525

SimplyVoting Unsubscribes

So why is it , throughout this report, you see me tiptoe around sending too many emails? Every time an email is sent through SimplyVoting, there is an unsubscribe button, which is very tempting to click on when you've received the 10th email about voting this month.

We see the data - every time a new email blast is sent, approximately 5 more SSMU members join the dark side and no longer receive any SimplyVoting emails in their rest of their McGill career. This means they lose access to notifications of future elections, including faculty and program elections (as majority of them use our program).

(Not so) fun fact: a director last year and an executive this year were unsubscribed. The earliest a current SSMU member unsubscribed was 2016. How do you resubscribe? Email resubscribe@simplyvoting.com!

	General SSMU Membership	Incoming First Years
Members unsubscribed before Sept 2026	626	9
Sept 16 - 30, 2026	14	6
Oct 1 - 15, 2026	12	7
Oct 16 - 31, 2026	17	4
Nov 1 - Current	9	1
Members unsubscribed currently	678	27

Ongoing Projects

Internal Regulations of Elections and Referenda

The Internal Regulations and development of a new Protocol was suggested by the Governance Affairs Manager and Internal Counsel and Corporate Secretary, where I have consulted extensively throughout the whole process.

The changes was presented as a Notice of Motion at the Legislative Council on October 22, 2026 and the Motion was approved November 6, 2026, where parts of the Protocol led to extensive debate. The consideration of anonymous complaints remains heavily debated.

The focus for next semester is to ensure the Elections team develops a fair mechanism for investigation and complaints ahead of the Executive Elections, which often lead to extensive complaints from members. I am considering putting the processing of anonymous complaints as a discussion item in future Legislative Councils. Following the disqualification of a candidate in the Executive Elections last year, I wish to have a more standardized process for investigations for future Elections staff.

Clubs & Services Elections

The IRs of Student Groups mandate elections to be run on Elections SSMU's SimplyVoting platform. In practice, this hasn't been achieved due to the lack of staff resources available. Currently, Elections SSMU runs elections on the platform for clubs and services that request them.

There have been several complaints over the last semester and summer regarding disputed elections, which suggested a number of groups run elections lacking transparency (Note: Elections SSMU have no jurisdiction for SSMU Clubs & Services). Working with the VP Clubs & Services, we have decided to mandate Services to run elections on SimplyVoting starting Winter 2027 semester as part of the first phase of transition. The elections will be run by the staff under the VP Clubs & Services portfolio, although the Service still continues to collect nominations and supply the membership list.

Winter Executive Elections

The Winter Executive Elections is one of the busiest time for Elections SSMU. Work will commence after the break on ensuring our team is equipped for recruitment of candidates, running the debate, promotions, investigations, sanctions, and supporting candidates. Following last year's successful in person debate, this year will most likely follow a similar format.

Elections SSMU also has a mandate to encourage the membership to run for SSMU executives. It remains my position that more candidates are more beneficial for the membership and for our voter turnout. Last year, all positions were contested, with up to 4 candidates running for VP Internal, and no candidate withdrawals. I'm hoping we will have a successful election and nice group of candidates up and running in March.

So, if you are considering running for a SSMU executive, it's never too late to start considering it. If you made it this far into my report, chances are you are suitable for some place at SSMU (or consider joining the Elections team when we hire!). In case of any questions, the SSMU executives and I are ready to answer questions.

Voting of SSMU Representatives

Last year, I started to take note of voting patterns of SSMU representatives. It turns out a larger portion of SSMU representatives (executives, councillors, senators) do not vote, which is really not convincing when we want our SSMU membership to vote. I have begun sending targeted reminder emails (yeah sorry, I'm kind of petty I know), so everyone will remember to vote.

I am considering speaking with the Accountability Commissioner to enforce voting as a mandate or job duty of being a SSMU representative to encourage voting. I also plan to discuss ensuring executives are neutral during our elections and do not endorse certain candidates.

Obviously, I don't believe in forcing someone to vote against their will, but submitting a blank ballot counts as voting and takes 5 seconds.

Number of SSMU Representatives that did not vote in the elections

Election	Councillors	Directors	Senators	Executives	Total
Ratification of the Fall 2026 General Assembly	**8**	**0**	**3**	**1**	**12**
Fall Referendum 2026	**6**	**0**	**2**	**1**	**9**

Élections de l'AÉUM
Elections SSMU

Située sur les territoires traditionnels des collectivités Haudenosaunee et Anishinaabe.
Located on Haudenosaunee and Anishinaabe, traditional territories.

elections@ssmu.ca | elections.ssmu.ca | 3501 rue Peel, Montréal, QC, H3A 1W7

Appendix A: Reference Materials

Candidate Financial Declarations - GA Fall 2026 Ratification (3).pdf

Campaign Financial Declarations - Fall Referendum.pdf

Results & Voter Turnout - Special Plebiscite Concerning Reinstatement of the McGill Yearbook

Results, Analysis, Voter Turnout - Plebiscite Questions Concerning the Library Improvement Fund

Results, Analysis, Voter Turnout - Plebiscite Questions Concerning the SSMU Athletics Team Fee

Appendix B: Voter Turnout by Program, First Year Council

DESAUTELS FACULTY MANAGEMENT	Electors	Voted	Turnout (%)
ACCOUNTING	42	6	14.3
BUSINESS ANALYTICS	16	2	12.5
ECONOMICS	16	7	43.8
FINANCE	248	35	14.1
GENERAL MANAGEMENT	110	15	13.6
INFORMATION TECHNOLOGY MGMT	2	1	50
INTERNATIONAL MANAGEMENT	22	5	22.7
MANAGING FOR SUSTAINABILITY	4	3	75
MARKETING	21	3	14.3
MATH AND STATS FOR MANAGEMENT	12	3	25
ORG BEHAVIOUR & HUMAN RES MGMT	5	2	40
RETAIL MANAGEMENT	1	0	0
STRATEGIC MANAGEMENT	7	1	14.3
TOTAL	758	109	14.4
UNDECLARED FOR BCOM STUDENTS	252	26	10.3
FAC DENTAL MEDICINE & ORAL HS			
DENTISTRY	29	2	6.9
TOTAL	29	2	6.9
FACULTY OF ARTS			
AFRICAN STUDIES	1	0	0
ANTHROPOLOGY	12	3	25
APPLIED MATHEMATICS	2	0	0
ART HISTORY	11	2	18.2
CLASSICS	6	1	16.7
COMPUTER SCIENCE	20	2	10
EAST ASIAN STUDIES	6	3	50
ECONOMICS	188	26	13.8
ENGLISH	53	13	24.5
ENVIRONMENT	10	1	10
FOUNDATION PROGRAM	850	142	16.7
GEOGRAPHY (AR)	11	0	0
GNDR,SEX,FEM&SOC JUST ST	3	1	33.3

HISTORY	29	9	31
INTNL DEVELOPMENT STUDIES	41	11	26.8
JEWISH STUDIES	1	0	0
LANGUE ET LITT FRANCAISES	3	0	0
LATIN AMER & CARIB STUDIES	1	0	0
LIBERAL ARTS	6	1	16.7
LINGUISTICS	25	6	24
MATH & COMPUTER SCIENCE	3	0	0
MATHEMATICS	13	1	7.7
PHILOSOPHY	12	1	8.3
POLITICAL SCIENCE	261	72	27.6
POPULATION & GLOBAL HEALTH	19	8	42.1
PSYCHOLOGY	381	72	18.9
RELIGIOUS STUDIES	10	2	20
SOCIAL WORK	46	6	13
SOCIOLOGY	27	2	7.4
SOFTWARE ENGINEERING	4	1	25
STATISTICS	8	2	25
TOTAL	2207	407	18.4
UNDECLARED	142	19	13.4
WORLD ISLAMIC&MDL EAST ST	2	0	0

FACULTY OF EDUCATION

EDUCATION IN GLOBAL CONTEXTS	47	9	19.1
FIRST NATIONS & INUIT	6	0	0
INCLUSIVE EDUCATION	4	0	0
K/ELEM PED DE L'IMMERSION FRAN	8	3	37.5
KINDERGARTEN & ELEMENTARY ED	153	27	17.6
KINESIOLOGY	112	35	31.3
PHYSICAL AND HEALTH EDUCATION	64	5	7.8
SECONDARY ENGLISH	42	10	23.8
SECONDARY MATHEMATICS	15	1	6.7
SECONDARY SCIENCE & TECHNOLOGY	6	1	16.7
SECONDARY SOCIAL SCIENCES	27	4	14.8
TESL ELEMENTARY AND SECONDARY	24	7	29.2
TOTAL	508	102	20.1



FACULTY OF ENGINEERING			
ARCHITECTURE	44	9	20.5
BIOENGINEERING	86	16	18.6
CHEMICAL ENGINEERING	93	17	18.3
CIVIL ENGINEERING	86	14	16.3
COMPUTER ENGINEERING	84	17	20.2
CO-OP IN MATERIALS ENGINEERING	53	13	24.5
CO-OP IN MINING ENGINEERING	38	9	23.7
CO-OP IN SOFTWARE ENGINEERING	70	19	27.1
ELECTRICAL ENGINEERING	127	27	21.3
MECHANICAL ENGINEERING	139	25	18
TOTAL	820	166	20.2
FACULTY OF LAW			
LAW	194	39	20.1
TOTAL	194	39	20.1
FACULTY OF MEDICINE & HLTH SCI			
MDCM/PHD	4	0	0
MEDICINE	147	14	9.5
TOTAL	151	14	9.3
FACULTY OF SCIENCE			
ANATOMY AND CELL BIOLOGY	105	14	13.3
APPLIED MATHEMATICS	9	1	11.1
ATMOSPHERIC SCIENCE	4	0	0
BIOCHEMISTRY	59	15	25.4
BIOLOGY	40	5	12.5
BIOLOGY & MATHEMATICS	6	1	16.7
CHEMISTRY	29	5	17.2
COMPUTER SCIENCE	44	6	13.6
COMPUTER SCIENCE AND BIOLOGY	13	1	7.7
COMPUTERSCIENCE & BIOLOGY	2	0	0
DENTAL PREPARATORY	9	5	55.6
EARTH SYSTEM SCIENCE	4	1	25
ENVIRONMENT	8	2	25
FOUNDATION PROGRAM	398	57	14.3
GEOGRAPHY	1	0	0

GEOLOGY	6	1	16.7
MATH & COMPUTER SCIENCE	28	4	14.3
MATHEMATICS	34	0	0
MATHEMATICS AND PHYSICS	33	6	18.2
MEDICAL PREPARATORY	91	21	23.1
MICROBIOLOGY & IMMUNOLOGY	54	11	20.4
NEUROSCIENCE	37	9	24.3
PHARMACOLOGY	67	15	22.4
PHYSICS	41	4	9.8
PHYSICS & COMPUTER SCI	8	0	0
PHYSICS & COMPUTER SCIENCE	3	1	33.3
PHYSICS AND GEOPHYSICS	2	0	0
PHYSIOLOGY	39	6	15.4
PHYSIOLOGY AND MATHEMATICS	7	1	14.3
PHYSIOLOGY AND PHYSICS	4	1	25
PSYCHOLOGY	39	11	28.2
SOFTWARE ENGINEERING	6	1	16.7
STATISTICS	9	3	33.3
STATS & COMPUTER SCIENCE	23	7	30.4
TOTAL	1401	237	16.9
UNDECLARED	139	22	15.8
INGRAM SCHOOL OF NURSING			
INTEGRATED NURSING	286	25	8.7
NURSING	124	49	39.5
TOTAL	410	74	18
INTERFACULTY, B.A. & SC.			
ANTHROPOLOGY	1	0	0
BIOLOGY	5	0	0
CHEMISTRY	1	0	0
COGNITIVE SCIENCE	22	5	22.7
ECONOMICS	2	0	0
ENGLISH	1	0	0
ENVIRONMENT	6	3	50
FOUNDATION PROGRAM	158	26	16.5
GEOGRAPHY (AR)	1	0	0

LINGUISTICS	1	0	0
MATHEMATICS	5	1	20
PHILOSOPHY	1	0	0
PHYSICS	2	0	0
POLITICAL SCIENCE	3	1	33.3
PSYCHOLOGY	6	2	33.3
SOCIOLOGY	1	0	0
STATISTICS	3	2	66.7
SUSTAINABILITY, SCI & SOC	3	0	0
SUSTAINABILITY, SCI & SOC -H	1	1	100
TOTAL	258	49	19
UNDECLARED	35	8	22.9

SCHOOL OF PHYS & OCC THERAPY

OCCUPATIONAL THERAPY NP	35	9	25.7
PHYSICAL THERAPY NP	34	4	11.8
TOTAL	69	13	18.8

SCHULICH SCHOOL OF MUSIC

COMPOSITION	7	2	28.6
EARLY MUSIC PERFORMANCE	2	2	100
EARLY MUSIC PERFORMANCE VOICE	1	1	100
MUSIC HISTORY	1	0	0
MUSIC STUDIES	8	3	37.5
MUSIC THEORY	1	0	0
PERFORMANCE	51	7	13.7
PERFORMANCE JAZZ	26	6	23.1
PERFORMANCE VOICE	9	0	0
TOTAL	106	21	19.8

Appendix C: Voter Turnout by Program, Ratification of General Assembly

DESAUTELS FACULTY MANAGEMENT	Electors	Voted	Turnout (%)
ACCOUNTING	343	46	13.4
BUSINESS ANALYTICS	88	14	15.9
ECONOMICS	60	11	18.3
FINANCE	1061	117	11
GENERAL MANAGEMENT	417	47	11.3
INFORMATION TECHNOLOGY MGMT	23	1	4.3
INTERNATIONAL MANAGEMENT	68	9	13.2
INVESTMENT MANAGEMENT	47	6	12.8
MANAGING FOR SUSTAINABILITY	18	2	11.1
MARKETING	121	14	11.6
MATH AND STATS FOR MANAGEMENT	63	9	14.3
MATH FOR MANAGEMENT	5	0	0
ORG BEHAVIOUR & HUMAN RES MGMT	9	4	44.4
ORGANIZATIONAL BEHAVIOUR	1	0	0
ORGANIZATIONAL BEHAVIOUR & HR	11	0	0
RETAIL MANAGEMENT	7	0	0
STRATEGIC MANAGEMENT	65	8	12.3
TOTAL	2648	320	12.1
UNDECLARED FOR BCOM STUDENTS	241	32	13.3
FAC DENTAL MEDICINE & ORAL HS			
DENTISTRY	176	18	10.2
TOTAL	176	18	10.2
FACULTY OF ARTS			
AFRICAN STUDIES	2	1	50
ANTHROPOLOGY	133	35	26.3
APPLIED MATHEMATICS	7	1	14.3
ART HISTORY	90	15	16.7
CANADIAN STUDIES	6	3	50
CLASSICS	28	2	7.1
COMPUTER SCIENCE	185	19	10.3
EAST ASIAN STUDIES	44	11	25

ECONOMICS	969	105	10.8
ENGLISH	404	91	22.5
ENVIRONMENT	92	17	18.5
FOUNDATION PROGRAM	851	147	17.3
GEOGRAPHY	14	2	14.3
GEOGRAPHY (AR)	119	23	19.3
GERMAN STUDIES	1	0	0
GNDR,SEX,FEM&SOC JUST ST	30	16	53.3
HISPANIC STUDIES	4	0	0
HISTORY	319	91	28.5
INDUSTRIAL&LABOUR RELATIONS	4	1	25
INTNL DEVELOPMENT STUDIES	432	97	22.5
ITALIAN STUDIES	1	0	0
JEWISH STUDIES	8	3	37.5
LANGUE ET LITT FRANCAISES	18	4	22.2
LANGUE&LITT FRANC ENRICHIE	18	2	11.1
LATIN AMER & CARIB STUDIES	1	0	0
LIBERAL ARTS	37	12	32.4
LINGUISTICS	137	27	19.7
MATH & COMPUTER SCIENCE	9	2	22.2
MATHEMATICS	77	8	10.4
MUSIC	2	0	0
PHILOSOPHY	140	28	20
POLITICAL SCIENCE	1329	312	23.5
POPULATION & GLOBAL HEALTH	17	6	35.3
PSYCHOLOGY	1844	247	13.4
RELIGIOUS STUDIES	45	11	24.4
RUSSIAN	5	1	20
SOCIAL WORK	159	31	19.5
SOCIAL WORK CREE SCHOOL BOARD	26	0	0
SOCIOLOGY	170	42	24.7
SOFTWARE ENGINEERING	30	3	10
SPECIAL	19	1	5.3
STATISTICS	97	3	3.1
TOTAL	8151	1463	17.9

UNDECLARED	193	29	15
URBAN STUDIES	19	7	36.8
VISITING	2	0	0
WORLD ISLAMIC&MDL EAST ST	14	7	50

FACULTY OF EDUCATION

EDUCATION IN GLOBAL CONTEXTS	154	25	16.2
ELEM ED - INDIGENOUS EDUCATION	11	0	0
FIRST NATIONS & INUIT	36	1	2.8
INCLUSIVE EDUCATION	13	2	15.4
K/ELEM PED DE L'IMMERSION FRAN	54	5	9.3
KINDERGARTEN & ELEM JEWISH ST	1	1	100
KINDERGARTEN & ELEMENTARY ED	489	31	6.3
KINESIOLOGY	335	32	9.6
KINESIOLOGY -HONOURS	21	1	4.8
MUSIC ELEMENTARY & SECONDARY	4	0	0
PHYSICAL AND HEALTH EDUCATION	230	5	2.2
SECONDARY ENGLISH	137	13	9.5
SECONDARY MATHEMATICS	47	4	8.5
SECONDARY SCIENCE & TECHNOLOGY	24	2	8.3
SECONDARY SOCIAL SCIENCES	98	21	21.4
SPECIAL	19	2	10.5
TESL ELEMENTARY AND SECONDARY	99	16	16.2
TOTAL	1772	161	9.1

FACULTY OF ENGINEERING

ARCHITECTURE	142	21	14.8
BIOENGINEERING	307	44	14.3
CHEMICAL ENGINEERING	447	50	11.2
CIVIL ENGINEERING	428	54	12.6
COMPUTER ENGINEERING	419	47	11.2
CO-OP IN MATERIALS ENGINEERING	297	25	8.4
CO-OP IN MINING ENGINEERING	150	17	11.3
CO-OP IN SOFTWARE ENGINEERING	383	36	9.4
ELECTRICAL ENGINEERING	468	53	11.3
GLOBAL ENGINEERING	142	14	9.9
MATERIALS ENGINEERING	1	1	100



MECHANICAL ENGINEERING	740	107	14.5
MINING ENGRG: CO-OP PGM	1	0	0
SOFTWARE ENGINEERING	2	0	0
SPECIAL	2	0	0
TOTAL	3929	469	11.9

FACULTY OF LAW

COMMER'L NEGOT & DISPUTE RESOL	3	0	0
INTNL HUMAN RIGHTS & DEVLPMENT	2	1	50
LAW	736	280	38
SPECIAL	1	0	0
TOTAL	742	281	37.9

FACULTY OF MEDICINE & HLTH SCI

MDCM/PHD	20	2	10
MEDICINE	944	112	11.9
TOTAL	964	114	11.8

FACULTY OF SCIENCE

ANATOMY AND CELL BIOLOGY	563	76	13.5
APPLIED MATHEMATICS	25	4	16
ATMOSPHERIC SCIENCE	12	0	0
ATMOSPHERIC SCIENCES & PHYSICS	8	1	12.5
BIOCHEMISTRY	283	48	17
BIOLOGY	248	40	16.1
BIOLOGY & MATHEMATICS	35	6	17.1
CHEMISTRY	142	30	21.1
COMPUTER SCIENCE	560	59	10.5
COMPUTER SCIENCE AND BIOLOGY	78	14	17.9
COMPUTERSCIENCE & BIOLOGY	20	4	20
DENTAL PREPARATORY	9	4	44.4
EARTH & PLANETARY SCI	2	0	0
EARTH SYSTEM SCIENCE	23	2	8.7
ENVIRONMENT	68	13	19.1
FOUNDATION PROGRAM	403	55	13.6
GEOGRAPHY	14	3	21.4
GEOLOGY	21	1	4.8
IMMUNOLOGY (INTERDEPT)	24	4	16.7

MATH & COMPUTER SCIENCE	187	22	11.8
MATHEMATICS	173	30	17.3
MATHEMATICS AND PHYSICS	76	15	19.7
MEDICAL PREPARATORY	91	22	24.2
METEOROLOGY	3	1	33.3
MICROBIOLOGY & IMMUNOLOGY	302	33	10.9
NEUROSCIENCE	203	36	17.7
PHARMACOLOGY	368	43	11.7
PHYSICS	203	34	16.7
PHYSICS & COMPUTER SCI	45	6	13.3
PHYSICS & COMPUTER SCIENCE	24	4	16.7
PHYSICS AND CHEMISTRY	8	2	25
PHYSICS AND GEOPHYSICS	10	1	10
PHYSIOLOGY	259	38	14.7
PHYSIOLOGY AND MATHEMATICS	17	4	23.5
PHYSIOLOGY AND PHYSICS	11	1	9.1
PLANETARY SCIENCES	1	0	0
PSYCHOLOGY	215	36	16.7
SOFTWARE ENGINEERING	68	9	13.2
SPECIAL	2	0	0
STATISTICS	77	6	7.8
STATS & COMPUTER SCIENCE	122	14	11.5
TOTAL	5135	739	14.4
UNDECLARED	130	18	13.8
VISITING	2	0	0

GRADUATE STUDIES

KINESIOLOGY SCIENCES	1	0	0
TOTAL	1	0	0

INGRAM SCHOOL OF NURSING

INTEGRATED NURSING	581	36	6.2
NURSING	309	48	15.5
TOTAL	890	84	9.4

INTERFACULTY, B.A. & SC.

ANTHROPOLOGY	6	1	16.7
ART HISTORY	1	0	0



BIOLOGY	42	14	33.3
CHEMISTRY	17	2	11.8
COGNITIVE SCIENCE	242	46	19
COMPUTER SCIENCE	15	3	20
ECONOMICS	15	1	6.7
ENGLISH	5	1	20
ENVIRONMENT	41	7	17.1
FOUNDATION PROGRAM	159	31	19.5
GEOGRAPHY (AR)	6	3	50
GEOGRAPHY (SC)	2	1	50
HISTORY	1	0	0
INTNL DEVELOPMENT STUDIES	1	0	0
JEWISH STUDIES	1	1	100
LATIN AMER & CARIB STUDIES	1	0	0
LINGUISTICS	2	0	0
MATHEMATICS	17	2	11.8
PHILOSOPHY	7	2	28.6
PHYSICS	14	4	28.6
POLITICAL SCIENCE	10	4	40
PSYCHOLOGY	29	4	13.8
SOCIOLOGY	1	1	100
SOFTWARE ENGINEERING	5	1	20
STATISTICS	8	3	37.5
SUSTAINABILITY, SCI & SOC	33	6	18.2
SUSTAINABILITY, SCI & SOC -H	14	2	14.3
TOTAL	732	144	19.7
UNDECLARED	37	4	10.8
SCHOOL OF PHYS & OCC THERAPY			
OCCUPATIONAL THERAPY NP	113	21	18.6
PHYSICAL THERAPY NP	107	20	18.7
SPECIAL	7	1	14.3
TOTAL	227	42	18.5
SCHULICH SCHOOL OF MUSIC			
COMPOSITION	26	3	11.5
EARLY MUSIC PERFORMANCE	3	2	66.7

EARLY MUSIC PERFORMANCE VOICE	5	2	40
JAZZ PERFORMANCE	1	0	0
MUSIC	38	5	13.2
MUSIC EDUCATION	20	2	10
MUSIC HISTORY	5	1	20
MUSIC STUDIES	25	5	20
MUSIC THEORY	2	0	0
PERFORMANCE	157	21	13.4
PERFORMANCE JAZZ	105	14	13.3
PERFORMANCE JAZZ BASS	1	0	0
PERFORMANCE VOICE	55	7	12.7
SPECIAL	2	0	0
TOTAL	445	62	13.9

Appendix D: Voter Turnout by Program, Fall Referendum

DESAUTELS FACULTY MANAGEMENT	Electors	Voted	Turnout (%)
ACCOUNTING	341	51	15
BUSINESS ANALYTICS	88	13	14.8
ECONOMICS	61	10	16.4
FINANCE	1054	129	12.2
GENERAL MANAGEMENT	418	44	10.5
INFORMATION TECHNOLOGY MGMT	23	2	8.7
INTERNATIONAL MANAGEMENT	67	8	11.9
INVESTMENT MANAGEMENT	47	5	10.6
MANAGING FOR SUSTAINABILITY	19	3	15.8
MARKETING	125	16	12.8
MATH AND STATS FOR MANAGEMENT	65	12	18.5
MATH FOR MANAGEMENT	5	0	0
ORG BEHAVIOUR & HUMAN RES MGMT	9	4	44.4
ORGANIZATIONAL BEHAVIOUR	1	0	0
ORGANIZATIONAL BEHAVIOUR & HR	11	0	0
RETAIL MANAGEMENT	7	0	0
STRATEGIC MANAGEMENT	67	12	17.9
TOTAL	2645	345	13
UNDECLARED FOR BCOM STUDENTS	237	36	15.2
FAC DENTAL MEDICINE & ORAL HS			
DENTISTRY	176	18	10.2
TOTAL	176	18	10.2
FACULTY OF ARTS			
AFRICAN STUDIES	2	0	0
ANTHROPOLOGY	133	37	27.8
APPLIED MATHEMATICS	6	1	16.7
ART HISTORY	90	17	18.9
CANADIAN STUDIES	6	1	16.7
CLASSICS	28	6	21.4
COMPUTER SCIENCE	185	17	9.2
EAST ASIAN STUDIES	44	11	25
ECONOMICS	972	124	12.8

ENGLISH	402	119	29.6
ENVIRONMENT	92	24	26.1
FOUNDATION PROGRAM	821	158	19.2
GEOGRAPHY	13	6	46.2
GEOGRAPHY (AR)	121	25	20.7
GERMAN STUDIES	1	0	0
GNDR,SEX,FEM&SOC JUST ST	31	19	61.3
HISPANIC STUDIES	4	0	0
HISTORY	321	92	28.7
INDUSTRIAL&LABOUR RELATIONS	4	1	25
INTNL DEVELOPMENT STUDIES	433	77	17.8
ITALIAN STUDIES	1	0	0
JEWISH STUDIES	6	3	50
LANGUE ET LITT FRANCAISES	18	6	33.3
LANGUE&LITT FRANC ENRICHIE	18	6	33.3
LATIN AMER & CARIB STUDIES	1	0	0
LIBERAL ARTS	38	20	52.6
LINGUISTICS	136	46	33.8
MATH & COMPUTER SCIENCE	9	2	22.2
MATHEMATICS	78	8	10.3
MUSIC	2	0	0
PHILOSOPHY	139	33	23.7
POLITICAL SCIENCE	1334	319	23.9
POPULATION & GLOBAL HEALTH	19	8	42.1
PSYCHOLOGY	1847	225	12.2
RELIGIOUS STUDIES	45	16	35.6
RUSSIAN	5	0	0
SOCIAL WORK	159	39	24.5
SOCIAL WORK CREE SCHOOL BOARD	26	2	7.7
SOCIOLOGY	170	37	21.8
SOFTWARE ENGINEERING	30	3	10
SPECIAL	20	3	15
STATISTICS	96	9	9.4
TOTAL	8137	1565	19.2
UNDECLARED	195	31	15.9

URBAN STUDIES	19	9	47.4
VISITING	2	0	0
WORLD ISLAMIC&MDL EAST ST	15	5	33.3

FACULTY OF EDUCATION

EDUCATION IN GLOBAL CONTEXTS	154	27	17.5
ELEM ED - INDIGENOUS EDUCATION	15	0	0
FIRST NATIONS & INUIT	38	2	5.3
INCLUSIVE EDUCATION	12	3	25
K/ELEM PED DE L'IMMERSION FRAN	54	8	14.8
KINDERGARTEN & ELEM JEWISH ST	1	1	100
KINDERGARTEN & ELEMENTARY ED	493	56	11.4
KINESIOLOGY	334	53	15.9
KINESIOLOGY -HONOURS	22	2	9.1
MUSIC ELEMENTARY & SECONDARY	4	0	0
PHYSICAL AND HEALTH EDUCATION	230	11	4.8
SECONDARY ENGLISH	137	26	19
SECONDARY MATHEMATICS	48	7	14.6
SECONDARY SCIENCE & TECHNOLOGY	24	2	8.3
SECONDARY SOCIAL SCIENCES	98	18	18.4
SPECIAL	31	3	9.7
TESL ELEMENTARY AND SECONDARY	99	18	18.2
TOTAL	1794	237	13.2

FACULTY OF ENGINEERING

ARCHITECTURE	142	28	19.7
BIOENGINEERING	307	53	17.3
CHEMICAL ENGINEERING	446	58	13
CIVIL ENGINEERING	428	62	14.5
COMPUTER ENGINEERING	419	50	11.9
CO-OP IN MATERIALS ENGINEERING	297	31	10.4
CO-OP IN MINING ENGINEERING	149	16	10.7
CO-OP IN SOFTWARE ENGINEERING	382	41	10.7
ELECTRICAL ENGINEERING	466	67	14.4
GLOBAL ENGINEERING	142	32	22.5
MATERIALS ENGINEERING	1	0	0
MECHANICAL ENGINEERING	739	129	17.5



MINING ENGINEERING	1	0	0
MINING ENGRG: CO-OP PGM	1	0	0
SOFTWARE ENGINEERING	2	0	0
SPECIAL	2	0	0
TOTAL	3924	567	14.4

FACULTY OF LAW

COMMER'L NEGOT & DISPUTE RESOL	3	1	33.3
INTNL HUMAN RIGHTS & DEVLPMENT	2	0	0
LAW	736	282	38.3
SPECIAL	1	0	0
TOTAL	742	283	38.1

FACULTY OF MEDICINE & HLTH SCI

MDCM/PHD	20	0	0
MEDICINE	953	93	9.8
TOTAL	973	93	9.6

FACULTY OF SCIENCE

ANATOMY AND CELL BIOLOGY	562	76	13.5
APPLIED MATHEMATICS	26	5	19.2
ATMOSPHERIC SCIENCE	12	3	25
ATMOSPHERIC SCIENCES & PHYSICS	8	4	50
BIOCHEMISTRY	286	57	19.9
BIOLOGY	247	50	20.2
BIOLOGY & MATHEMATICS	34	6	17.6
CHEMISTRY	143	36	25.2
COMPUTER SCIENCE	560	65	11.6
COMPUTER SCIENCE AND BIOLOGY	77	11	14.3
COMPUTERSCIENCE & BIOLOGY	21	9	42.9
DENTAL PREPARATORY	9	3	33.3
EARTH & PLANETARY SCI	2	0	0
EARTH SYSTEM SCIENCE	24	6	25
ENVIRONMENT	68	22	32.4
FOUNDATION PROGRAM	401	70	17.5
GEOGRAPHY	14	2	14.3
GEOLOGY	21	5	23.8
IMMUNOLOGY (INTERDEPT)	24	7	29.2

MATH & COMPUTER SCIENCE	190	25	13.2
MATHEMATICS	172	22	12.8
MATHEMATICS AND PHYSICS	74	19	25.7
MEDICAL PREPARATORY	91	12	13.2
METEOROLOGY	3	1	33.3
MICROBIOLOGY & IMMUNOLOGY	303	60	19.8
NEUROSCIENCE	203	32	15.8
PHARMACOLOGY	368	57	15.5
PHYSICS	205	47	22.9
PHYSICS & COMPUTER SCI	45	8	17.8
PHYSICS & COMPUTER SCIENCE	25	2	8
PHYSICS AND CHEMISTRY	8	3	37.5
PHYSICS AND GEOPHYSICS	10	1	10
PHYSIOLOGY	258	40	15.5
PHYSIOLOGY AND MATHEMATICS	17	3	17.6
PHYSIOLOGY AND PHYSICS	11	2	18.2
PLANETARY SCIENCES	1	0	0
PSYCHOLOGY	216	40	18.5
SOFTWARE ENGINEERING	68	6	8.8
SPECIAL	2	0	0
STATISTICS	78	6	7.7
STATS & COMPUTER SCIENCE	119	17	14.3
TOTAL	5131	858	16.7
UNDECLARED	123	18	14.6
VISITING	2	0	0

INGRAM SCHOOL OF NURSING

INTEGRATED NURSING	581	53	9.1
NURSING	309	54	17.5
TOTAL	890	107	12

INTERFACULTY, B.A. & SC.

ANTHROPOLOGY	6	1	16.7
ART HISTORY	1	0	0
BIOLOGY	42	13	31
CHEMISTRY	19	9	47.4
COGNITIVE SCIENCE	242	54	22.3

COMPUTER SCIENCE	14	2	14.3
ECONOMICS	15	2	13.3
ENGLISH	5	1	20
ENVIRONMENT	40	15	37.5
FOUNDATION PROGRAM	159	37	23.3
GEOGRAPHY (AR)	6	2	33.3
GEOGRAPHY (SC)	2	2	100
HISTORY	1	1	100
INTNL DEVELOPMENT STUDIES	1	0	0
JEWISH STUDIES	1	0	0
LATIN AMER & CARIB STUDIES	1	1	100
LINGUISTICS	2	1	50
MATHEMATICS	17	1	5.9
PHILOSOPHY	7	3	42.9
PHYSICS	14	5	35.7
POLITICAL SCIENCE	10	3	30
PSYCHOLOGY	29	6	20.7
SOCIOLOGY	1	0	0
SOFTWARE ENGINEERING	5	1	20
STATISTICS	8	2	25
SUSTAINABILITY, SCI & SOC	33	14	42.4
SUSTAINABILITY, SCI & SOC -H	14	7	50
TOTAL	731	189	25.9
UNDECLARED	36	6	16.7

SCHOOL OF PHYS & OCC THERAPY

OCCUPATIONAL THERAPY NP	113	11	9.7
PHYSICAL THERAPY NP	107	7	6.5
SPECIAL	7	1	14.3
TOTAL	227	19	8.4

SCHULICH SCHOOL OF MUSIC

COMPOSITION	26	7	26.9
EARLY MUSIC PERFORMANCE	3	3	100
EARLY MUSIC PERFORMANCE VOICE	5	2	40
JAZZ PERFORMANCE	1	0	0
MUSIC	37	9	24.3

MUSIC EDUCATION	20	2	10
MUSIC HISTORY	5	0	0
MUSIC STUDIES	26	5	19.2
MUSIC THEORY	2	0	0
PERFORMANCE	155	26	16.8
PERFORMANCE JAZZ	106	13	12.3
PERFORMANCE VOICE	55	9	16.4
SPECIAL	2	0	0
TOTAL	443	76	17.2